

Anomalous scaling of current fluctuations in interacting particle systems

Joint with
Júlia Komjáthy and Timo Seppäläinen

Márton Balázs

Budapest University of Technology and Economics

FIKUSZ (Rényi Institute)
Budapest, March 16, 2009.

The models

Asymmetric simple exclusion process

Zero range

Bricklayers

Hydrodynamics

Characteristics

Tool: the second class particle

Single

Many second class particles

Results

Normal fluctuations

Abnormal fluctuations

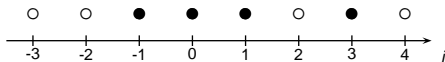
Proof

Upper bound

Lower bound

Microscopic concavity/convexity

Asymmetric simple exclusion



Bernoulli(ρ) distribution; $\omega_j = 0$ or 1 .

Asymmetric simple exclusion



Bernoulli(ρ) distribution; $\omega_i = 0$ or 1 .

Particles try to jump

to the right **with rate** p

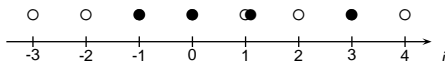
(that is, after an $\text{Exp}(p)$ waiting time),

to the left **with rate** $q = 1 - p < p$

(that is, after an $\text{Exp}(q)$ waiting time).

The jump is suppressed if the destination site is occupied by another particle.

Asymmetric simple exclusion



Bernoulli(ρ) distribution; $\omega_j = 0$ or 1 .

Particles try to jump

to the right **with rate p**

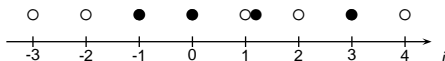
(that is, after an $\text{Exp}(p)$ waiting time),

to the left **with rate $q = 1 - p < p$**

(that is, after an $\text{Exp}(q)$ waiting time).

The jump is suppressed if the destination site is occupied by another particle.

Asymmetric simple exclusion



Bernoulli(ρ) distribution; $\omega_i = 0$ or 1 .

Particles try to jump

to the right **with rate p**

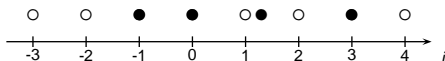
(that is, after an $\text{Exp}(p)$ waiting time),

to the left **with rate $q = 1 - p < p$**

(that is, after an $\text{Exp}(q)$ waiting time).

The jump is suppressed if the destination site is occupied by another particle.

Asymmetric simple exclusion



Bernoulli(ρ) distribution; $\omega_i = 0$ or 1 .

Particles try to jump

to the right **with rate p**

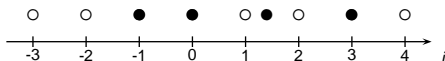
(that is, after an $\text{Exp}(p)$ waiting time),

to the left **with rate $q = 1 - p < p$**

(that is, after an $\text{Exp}(q)$ waiting time).

The jump is suppressed if the destination site is occupied by another particle.

Asymmetric simple exclusion



Bernoulli(ρ) distribution; $\omega_i = 0$ or 1 .

Particles try to jump

to the right **with rate p**

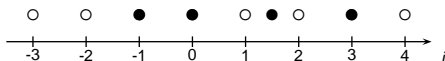
(that is, after an $\text{Exp}(p)$ waiting time),

to the left **with rate $q = 1 - p < p$**

(that is, after an $\text{Exp}(q)$ waiting time).

The jump is suppressed if the destination site is occupied by another particle.

Asymmetric simple exclusion



Bernoulli(ρ) distribution; $\omega_i = 0$ or 1 .

Particles try to jump

to the right **with rate p**

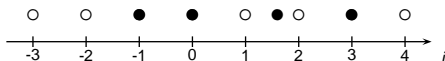
(that is, after an $\text{Exp}(p)$ waiting time),

to the left **with rate $q = 1 - p < p$**

(that is, after an $\text{Exp}(q)$ waiting time).

The jump is suppressed if the destination site is occupied by another particle.

Asymmetric simple exclusion



Bernoulli(ρ) distribution; $\omega_i = 0$ or 1 .

Particles try to jump

to the right **with rate p**

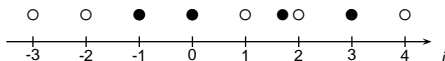
(that is, after an $\text{Exp}(p)$ waiting time),

to the left **with rate $q = 1 - p < p$**

(that is, after an $\text{Exp}(q)$ waiting time).

The jump is suppressed if the destination site is occupied by another particle.

Asymmetric simple exclusion



Bernoulli(ρ) distribution; $\omega_i = 0$ or 1 .

Particles try to jump

to the right **with rate p**

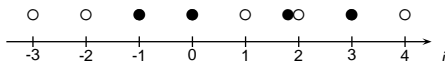
(that is, after an $\text{Exp}(p)$ waiting time),

to the left **with rate $q = 1 - p < p$**

(that is, after an $\text{Exp}(q)$ waiting time).

The jump is suppressed if the destination site is occupied by another particle.

Asymmetric simple exclusion



Bernoulli(ρ) distribution; $\omega_i = 0$ or 1 .

Particles try to jump

to the right **with rate p**

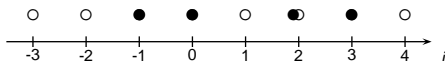
(that is, after an $\text{Exp}(p)$ waiting time),

to the left **with rate $q = 1 - p < p$**

(that is, after an $\text{Exp}(q)$ waiting time).

The jump is suppressed if the destination site is occupied by another particle.

Asymmetric simple exclusion



Bernoulli(ρ) distribution; $\omega_i = 0$ or 1 .

Particles try to jump

to the right **with rate p**

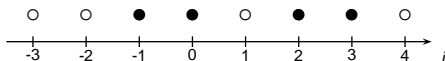
(that is, after an $\text{Exp}(p)$ waiting time),

to the left **with rate $q = 1 - p < p$**

(that is, after an $\text{Exp}(q)$ waiting time).

The jump is suppressed if the destination site is occupied by another particle.

Asymmetric simple exclusion



Bernoulli(ρ) distribution; $\omega_i = 0$ or 1 .

Particles try to jump

to the right **with rate p**

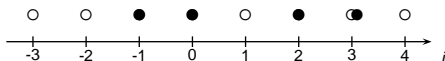
(that is, after an $\text{Exp}(p)$ waiting time),

to the left **with rate $q = 1 - p < p$**

(that is, after an $\text{Exp}(q)$ waiting time).

The jump is suppressed if the destination site is occupied by another particle.

Asymmetric simple exclusion



Bernoulli(ρ) distribution; $\omega_i = 0$ or 1 .

Particles try to jump

to the right **with rate p**

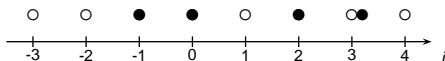
(that is, after an $\text{Exp}(p)$ waiting time),

to the left **with rate $q = 1 - p < p$**

(that is, after an $\text{Exp}(q)$ waiting time).

The jump is suppressed if the destination site is occupied by another particle.

Asymmetric simple exclusion



Bernoulli(ρ) distribution; $\omega_i = 0$ or 1 .

Particles try to jump

to the right **with rate p**

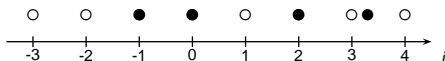
(that is, after an $\text{Exp}(p)$ waiting time),

to the left **with rate $q = 1 - p < p$**

(that is, after an $\text{Exp}(q)$ waiting time).

The jump is suppressed if the destination site is occupied by another particle.

Asymmetric simple exclusion



Bernoulli(ρ) distribution; $\omega_i = 0$ or 1 .

Particles try to jump

to the right **with rate p**

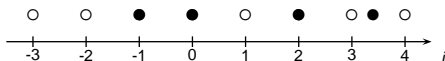
(that is, after an $\text{Exp}(p)$ waiting time),

to the left **with rate $q = 1 - p < p$**

(that is, after an $\text{Exp}(q)$ waiting time).

The jump is suppressed if the destination site is occupied by another particle.

Asymmetric simple exclusion



Bernoulli(ρ) distribution; $\omega_i = 0$ or 1 .

Particles try to jump

to the right **with rate p**

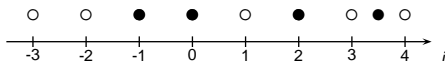
(that is, after an $\text{Exp}(p)$ waiting time),

to the left **with rate $q = 1 - p < p$**

(that is, after an $\text{Exp}(q)$ waiting time).

The jump is suppressed if the destination site is occupied by another particle.

Asymmetric simple exclusion



Bernoulli(ρ) distribution; $\omega_i = 0$ or 1 .

Particles try to jump

to the right **with rate p**

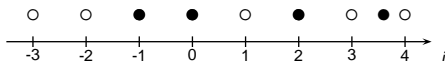
(that is, after an $\text{Exp}(p)$ waiting time),

to the left **with rate $q = 1 - p < p$**

(that is, after an $\text{Exp}(q)$ waiting time).

The jump is suppressed if the destination site is occupied by another particle.

Asymmetric simple exclusion



Bernoulli(ρ) distribution; $\omega_i = 0$ or 1 .

Particles try to jump

to the right **with rate p**

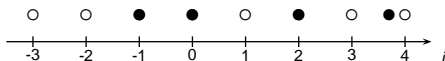
(that is, after an $\text{Exp}(p)$ waiting time),

to the left **with rate $q = 1 - p < p$**

(that is, after an $\text{Exp}(q)$ waiting time).

The jump is suppressed if the destination site is occupied by another particle.

Asymmetric simple exclusion



Bernoulli(ρ) distribution; $\omega_i = 0$ or 1 .

Particles try to jump

to the right **with rate p**

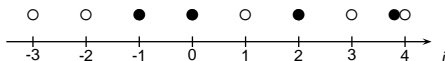
(that is, after an $\text{Exp}(p)$ waiting time),

to the left **with rate $q = 1 - p < p$**

(that is, after an $\text{Exp}(q)$ waiting time).

The jump is suppressed if the destination site is occupied by another particle.

Asymmetric simple exclusion



Bernoulli(ρ) distribution; $\omega_i = 0$ or 1 .

Particles try to jump

to the right **with rate p**

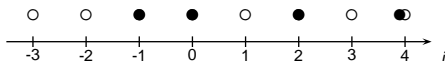
(that is, after an $\text{Exp}(p)$ waiting time),

to the left **with rate $q = 1 - p < p$**

(that is, after an $\text{Exp}(q)$ waiting time).

The jump is suppressed if the destination site is occupied by another particle.

Asymmetric simple exclusion



Bernoulli(ρ) distribution; $\omega_j = 0$ or 1 .

Particles try to jump

to the right **with rate p**

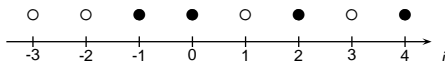
(that is, after an $\text{Exp}(p)$ waiting time),

to the left **with rate $q = 1 - p < p$**

(that is, after an $\text{Exp}(q)$ waiting time).

The jump is suppressed if the destination site is occupied by another particle.

Asymmetric simple exclusion



Bernoulli(ρ) distribution; $\omega_i = 0$ or 1 .

Particles try to jump

to the right **with rate p**

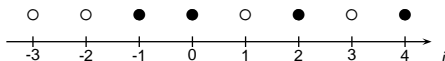
(that is, after an $\text{Exp}(p)$ waiting time),

to the left **with rate $q = 1 - p < p$**

(that is, after an $\text{Exp}(q)$ waiting time).

The jump is suppressed if the destination site is occupied by another particle.

Asymmetric simple exclusion



Bernoulli(ρ) distribution; $\omega_i = 0$ or 1 .

Particles try to jump

to the right **with rate p**

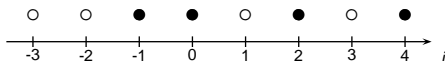
(that is, after an $\text{Exp}(p)$ waiting time),

to the left **with rate $q = 1 - p < p$**

(that is, after an $\text{Exp}(q)$ waiting time).

The jump is suppressed if the destination site is occupied by another particle.

Asymmetric simple exclusion



Bernoulli(ρ) distribution; $\omega_i = 0$ or 1 .

Particles try to jump

to the right **with rate p**

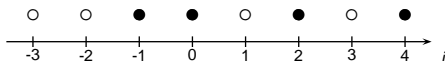
(that is, after an $\text{Exp}(p)$ waiting time),

to the left **with rate $q = 1 - p < p$**

(that is, after an $\text{Exp}(q)$ waiting time).

The jump is suppressed if the destination site is occupied by another particle.

Asymmetric simple exclusion



Bernoulli(ρ) distribution; $\omega_i = 0$ or 1 .

Particles try to jump

to the right **with rate p**

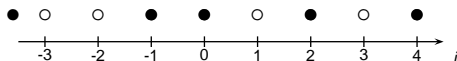
(that is, after an $\text{Exp}(p)$ waiting time),

to the left **with rate $q = 1 - p < p$**

(that is, after an $\text{Exp}(q)$ waiting time).

The jump is suppressed if the destination site is occupied by another particle.

Asymmetric simple exclusion



Bernoulli(ρ) distribution; $\omega_i = 0$ or 1 .

Particles try to jump

to the right **with rate p**

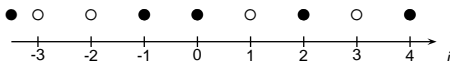
(that is, after an $\text{Exp}(p)$ waiting time),

to the left **with rate $q = 1 - p < p$**

(that is, after an $\text{Exp}(q)$ waiting time).

The jump is suppressed if the destination site is occupied by another particle.

Asymmetric simple exclusion



Bernoulli(ρ) distribution; $\omega_i = 0$ or 1 .

Particles try to jump

to the right **with rate p**

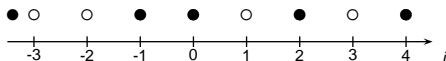
(that is, after an $\text{Exp}(p)$ waiting time),

to the left **with rate $q = 1 - p < p$**

(that is, after an $\text{Exp}(q)$ waiting time).

The jump is suppressed if the destination site is occupied by another particle.

Asymmetric simple exclusion



Bernoulli(ρ) distribution; $\omega_j = 0$ or 1 .

Particles try to jump

to the right **with rate p**

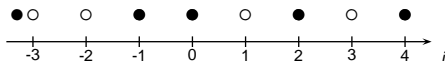
(that is, after an $\text{Exp}(p)$ waiting time),

to the left **with rate $q = 1 - p < p$**

(that is, after an $\text{Exp}(q)$ waiting time).

The jump is suppressed if the destination site is occupied by another particle.

Asymmetric simple exclusion



Bernoulli(ρ) distribution; $\omega_i = 0$ or 1 .

Particles try to jump

to the right **with rate p**

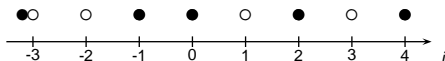
(that is, after an $\text{Exp}(p)$ waiting time),

to the left **with rate $q = 1 - p < p$**

(that is, after an $\text{Exp}(q)$ waiting time).

The jump is suppressed if the destination site is occupied by another particle.

Asymmetric simple exclusion



Bernoulli(ρ) distribution; $\omega_i = 0$ or 1 .

Particles try to jump

to the right **with rate p**

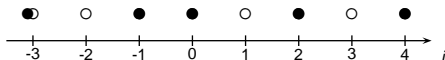
(that is, after an $\text{Exp}(p)$ waiting time),

to the left **with rate $q = 1 - p < p$**

(that is, after an $\text{Exp}(q)$ waiting time).

The jump is suppressed if the destination site is occupied by another particle.

Asymmetric simple exclusion



Bernoulli(ρ) distribution; $\omega_i = 0$ or 1 .

Particles try to jump

to the right **with rate p**

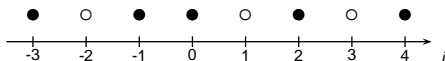
(that is, after an $\text{Exp}(p)$ waiting time),

to the left **with rate $q = 1 - p < p$**

(that is, after an $\text{Exp}(q)$ waiting time).

The jump is suppressed if the destination site is occupied by another particle.

Asymmetric simple exclusion



Bernoulli(ρ) distribution; $\omega_i = 0$ or 1 .

Particles try to jump

to the right **with rate p**

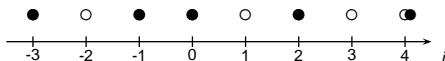
(that is, after an $\text{Exp}(p)$ waiting time),

to the left **with rate $q = 1 - p < p$**

(that is, after an $\text{Exp}(q)$ waiting time).

The jump is suppressed if the destination site is occupied by another particle.

Asymmetric simple exclusion



Bernoulli(ρ) distribution; $\omega_i = 0$ or 1 .

Particles try to jump

to the right **with rate p**

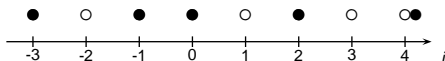
(that is, after an $\text{Exp}(p)$ waiting time),

to the left **with rate $q = 1 - p < p$**

(that is, after an $\text{Exp}(q)$ waiting time).

The jump is suppressed if the destination site is occupied by another particle.

Asymmetric simple exclusion



Bernoulli(ρ) distribution; $\omega_i = 0$ or 1 .

Particles try to jump

to the right **with rate p**

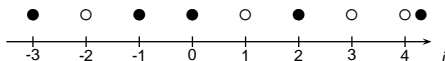
(that is, after an $\text{Exp}(p)$ waiting time),

to the left **with rate $q = 1 - p < p$**

(that is, after an $\text{Exp}(q)$ waiting time).

The jump is suppressed if the destination site is occupied by another particle.

Asymmetric simple exclusion



Bernoulli(ρ) distribution; $\omega_i = 0$ or 1 .

Particles try to jump

to the right **with rate p**

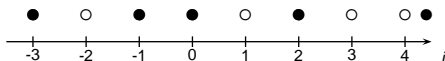
(that is, after an $\text{Exp}(p)$ waiting time),

to the left **with rate $q = 1 - p < p$**

(that is, after an $\text{Exp}(q)$ waiting time).

The jump is suppressed if the destination site is occupied by another particle.

Asymmetric simple exclusion



Bernoulli(ρ) distribution; $\omega_i = 0$ or 1 .

Particles try to jump

to the right **with rate p**

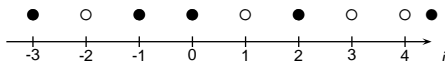
(that is, after an $\text{Exp}(p)$ waiting time),

to the left **with rate $q = 1 - p < p$**

(that is, after an $\text{Exp}(q)$ waiting time).

The jump is suppressed if the destination site is occupied by another particle.

Asymmetric simple exclusion



Bernoulli(ρ) distribution; $\omega_i = 0$ or 1 .

Particles try to jump

to the right **with rate p**

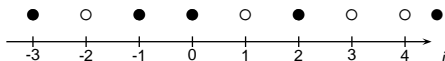
(that is, after an $\text{Exp}(p)$ waiting time),

to the left **with rate $q = 1 - p < p$**

(that is, after an $\text{Exp}(q)$ waiting time).

The jump is suppressed if the destination site is occupied by another particle.

Asymmetric simple exclusion



Bernoulli(ρ) distribution; $\omega_i = 0$ or 1 .

Particles try to jump

to the right **with rate p**

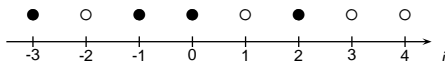
(that is, after an $\text{Exp}(p)$ waiting time),

to the left **with rate $q = 1 - p < p$**

(that is, after an $\text{Exp}(q)$ waiting time).

The jump is suppressed if the destination site is occupied by another particle.

Asymmetric simple exclusion



Bernoulli(ρ) distribution; $\omega_i = 0$ or 1 .

Particles try to jump

to the right **with rate p**

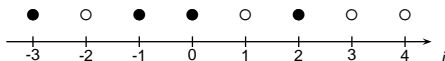
(that is, after an $\text{Exp}(p)$ waiting time),

to the left **with rate $q = 1 - p < p$**

(that is, after an $\text{Exp}(q)$ waiting time).

The jump is suppressed if the destination site is occupied by another particle.

Asymmetric simple exclusion



Bernoulli(ρ) distribution; $\omega_i = 0$ or 1 .

Particles try to jump

to the right **with rate p**

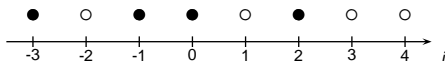
(that is, after an $\text{Exp}(p)$ waiting time),

to the left **with rate $q = 1 - p < p$**

(that is, after an $\text{Exp}(q)$ waiting time).

The jump is suppressed if the destination site is occupied by another particle.

Asymmetric simple exclusion



Bernoulli(ρ) distribution; $\omega_i = 0$ or 1 .

Particles try to jump

to the right **with rate p**

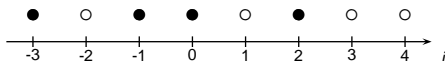
(that is, after an $\text{Exp}(p)$ waiting time),

to the left **with rate $q = 1 - p < p$**

(that is, after an $\text{Exp}(q)$ waiting time).

The jump is suppressed if the destination site is occupied by another particle.

Asymmetric simple exclusion



Bernoulli(ρ) distribution; $\omega_i = 0$ or 1 .

Particles try to jump

to the right **with rate p**

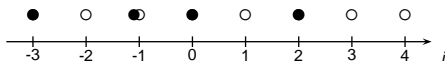
(that is, after an $\text{Exp}(p)$ waiting time),

to the left **with rate $q = 1 - p < p$**

(that is, after an $\text{Exp}(q)$ waiting time).

The jump is suppressed if the destination site is occupied by another particle.

Asymmetric simple exclusion



Bernoulli(ρ) distribution; $\omega_i = 0$ or 1 .

Particles try to jump

to the right **with rate p**

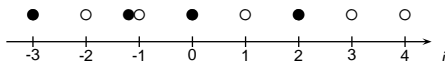
(that is, after an $\text{Exp}(p)$ waiting time),

to the left **with rate $q = 1 - p < p$**

(that is, after an $\text{Exp}(q)$ waiting time).

The jump is suppressed if the destination site is occupied by another particle.

Asymmetric simple exclusion



Bernoulli(ρ) distribution; $\omega_j = 0$ or 1 .

Particles try to jump

to the right **with rate p**

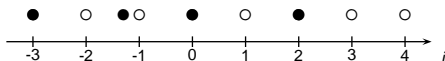
(that is, after an $\text{Exp}(p)$ waiting time),

to the left **with rate $q = 1 - p < p$**

(that is, after an $\text{Exp}(q)$ waiting time).

The jump is suppressed if the destination site is occupied by another particle.

Asymmetric simple exclusion



Bernoulli(ρ) distribution; $\omega_j = 0$ or 1 .

Particles try to jump

to the right **with rate p**

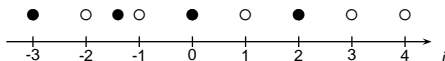
(that is, after an $\text{Exp}(p)$ waiting time),

to the left **with rate $q = 1 - p < p$**

(that is, after an $\text{Exp}(q)$ waiting time).

The jump is suppressed if the destination site is occupied by another particle.

Asymmetric simple exclusion



Bernoulli(ρ) distribution; $\omega_i = 0$ or 1 .

Particles try to jump

to the right **with rate p**

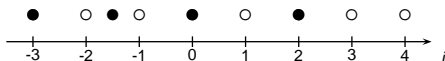
(that is, after an $\text{Exp}(p)$ waiting time),

to the left **with rate $q = 1 - p < p$**

(that is, after an $\text{Exp}(q)$ waiting time).

The jump is suppressed if the destination site is occupied by another particle.

Asymmetric simple exclusion



Bernoulli(ρ) distribution; $\omega_i = 0$ or 1 .

Particles try to jump

to the right **with rate p**

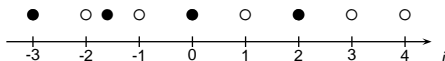
(that is, after an $\text{Exp}(p)$ waiting time),

to the left **with rate $q = 1 - p < p$**

(that is, after an $\text{Exp}(q)$ waiting time).

The jump is suppressed if the destination site is occupied by another particle.

Asymmetric simple exclusion



Bernoulli(ρ) distribution; $\omega_i = 0$ or 1 .

Particles try to jump

to the right **with rate p**

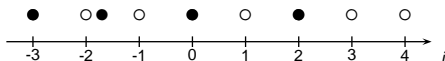
(that is, after an $\text{Exp}(p)$ waiting time),

to the left **with rate $q = 1 - p < p$**

(that is, after an $\text{Exp}(q)$ waiting time).

The jump is suppressed if the destination site is occupied by another particle.

Asymmetric simple exclusion



Bernoulli(ρ) distribution; $\omega_i = 0$ or 1 .

Particles try to jump

to the right **with rate** p

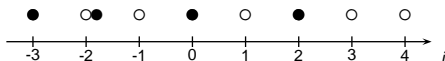
(that is, after an $\text{Exp}(p)$ waiting time),

to the left **with rate** $q = 1 - p < p$

(that is, after an $\text{Exp}(q)$ waiting time).

The jump is suppressed if the destination site is occupied by another particle.

Asymmetric simple exclusion



Bernoulli(ρ) distribution; $\omega_i = 0$ or 1 .

Particles try to jump

to the right **with rate p**

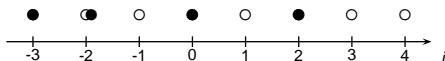
(that is, after an $\text{Exp}(p)$ waiting time),

to the left **with rate $q = 1 - p < p$**

(that is, after an $\text{Exp}(q)$ waiting time).

The jump is suppressed if the destination site is occupied by another particle.

Asymmetric simple exclusion



Bernoulli(ρ) distribution; $\omega_i = 0$ or 1 .

Particles try to jump

to the right **with rate p**

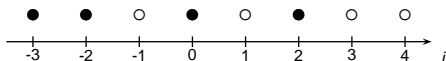
(that is, after an $\text{Exp}(p)$ waiting time),

to the left **with rate $q = 1 - p < p$**

(that is, after an $\text{Exp}(q)$ waiting time).

The jump is suppressed if the destination site is occupied by another particle.

Asymmetric simple exclusion



Bernoulli(ρ) distribution; $\omega_i = 0$ or 1 .

Particles try to jump

to the right **with rate p**

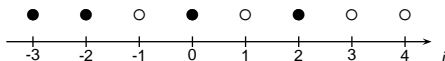
(that is, after an $\text{Exp}(p)$ waiting time),

to the left **with rate $q = 1 - p < p$**

(that is, after an $\text{Exp}(q)$ waiting time).

The jump is suppressed if the destination site is occupied by another particle.

Asymmetric simple exclusion



Bernoulli(ϱ) distribution; $\omega_i = 0$ or 1 .

Particles try to jump

to the right **with rate p**

(that is, after an $\text{Exp}(p)$ waiting time),

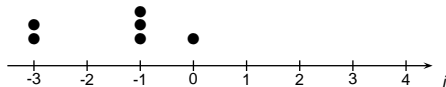
to the left **with rate $q = 1 - p < p$**

(that is, after an $\text{Exp}(q)$ waiting time).

The jump is suppressed if the destination site is occupied by another particle.

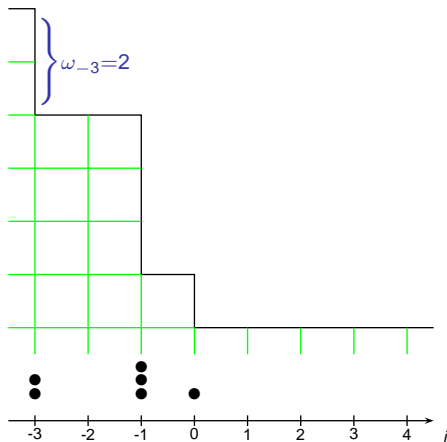
The Bernoulli(ϱ) distribution is time-stationary for any $(0 \leq \varrho \leq 1)$.

The asymmetric zero range process



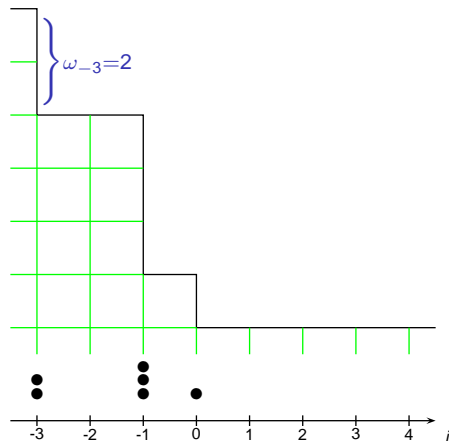
Poisson-type distribution; $\omega_i \in \mathbb{Z}^+$.

The asymmetric zero range process



Poisson-type distribution; $\omega_i \in \mathbb{Z}^+$.

The asymmetric zero range process



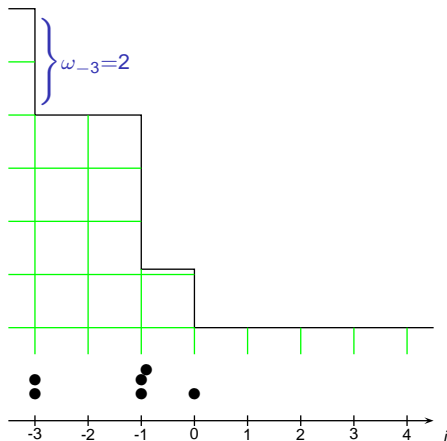
Poisson-type distribution; $\omega_i \in \mathbb{Z}^+$.

Particles jump

to the right with rate $p \cdot r(\omega_i)$ (r non-decreasing)

to the left with rate $q \cdot r(\omega_i)$ ($q = 1 - p < p$).

The asymmetric zero range process



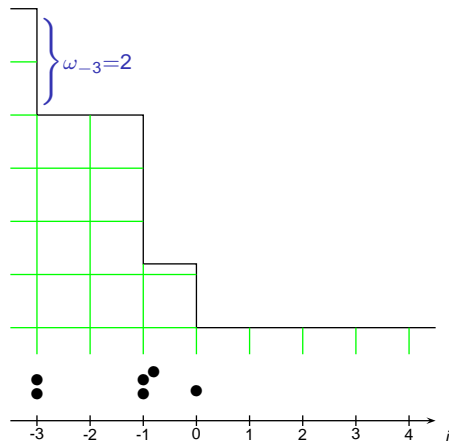
Poisson-type distribution; $\omega_i \in \mathbb{Z}^+$.

Particles jump

to the right with rate $p \cdot r(\omega_i)$ (r non-decreasing)

to the left with rate $q \cdot r(\omega_i)$ ($q = 1 - p < p$).

The asymmetric zero range process



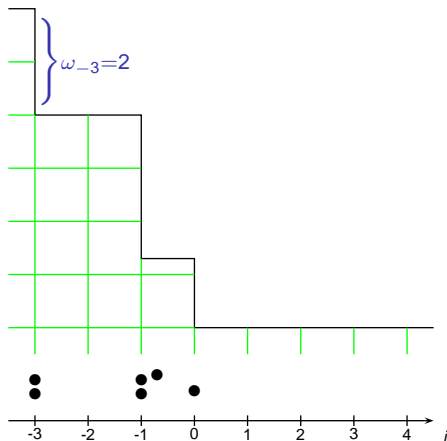
Poisson-type distribution; $\omega_i \in \mathbb{Z}^+$.

Particles jump

to the right with rate $p \cdot r(\omega_i)$ (r non-decreasing)

to the left with rate $q \cdot r(\omega_i)$ ($q = 1 - p < p$).

The asymmetric zero range process



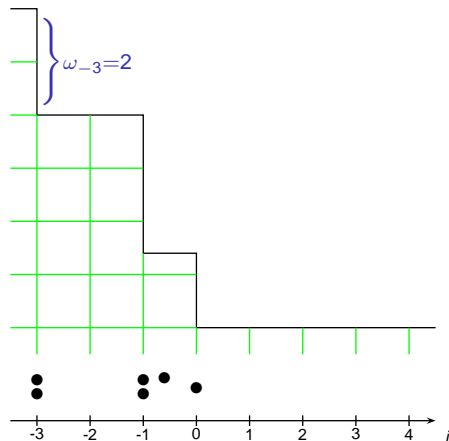
Poisson-type distribution; $\omega_i \in \mathbb{Z}^+$.

Particles jump

to the right with rate $p \cdot r(\omega_i)$ (r non-decreasing)

to the left with rate $q \cdot r(\omega_i)$ ($q = 1 - p < p$).

The asymmetric zero range process



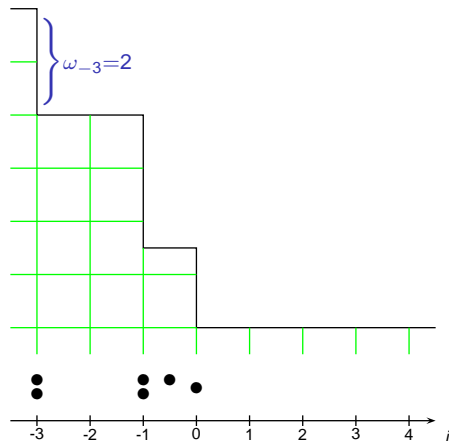
Poisson-type distribution; $\omega_i \in \mathbb{Z}^+$.

Particles jump

to the right with rate $p \cdot r(\omega_i)$ (r non-decreasing)

to the left with rate $q \cdot r(\omega_i)$ ($q = 1 - p < p$).

The asymmetric zero range process



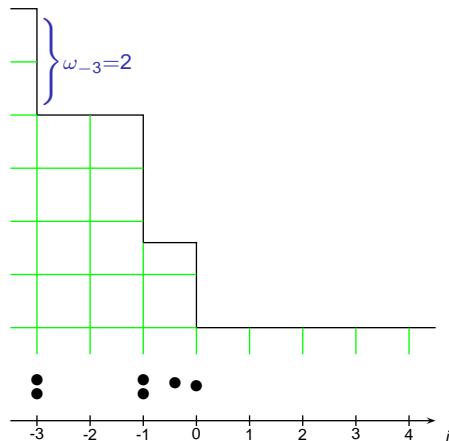
Poisson-type distribution; $\omega_i \in \mathbb{Z}^+$.

Particles jump

to the right with rate $p \cdot r(\omega_i)$ (r non-decreasing)

to the left with rate $q \cdot r(\omega_i)$ ($q = 1 - p < p$).

The asymmetric zero range process



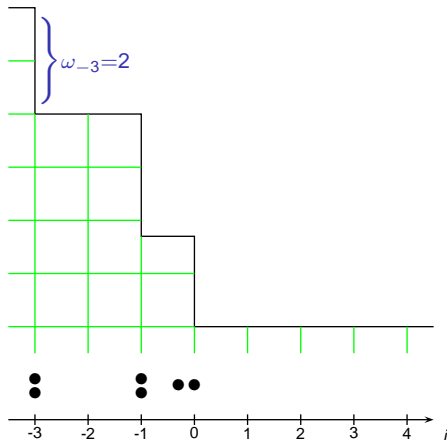
Poisson-type distribution; $\omega_i \in \mathbb{Z}^+$.

Particles jump

to the right with rate $p \cdot r(\omega_i)$ (r non-decreasing)

to the left with rate $q \cdot r(\omega_i)$ ($q = 1 - p < p$).

The asymmetric zero range process



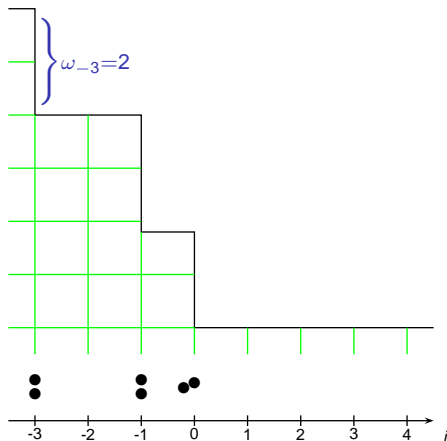
Poisson-type distribution; $\omega_i \in \mathbb{Z}^+$.

Particles jump

to the right with rate $p \cdot r(\omega_i)$ (r non-decreasing)

to the left with rate $q \cdot r(\omega_i)$ ($q = 1 - p < p$).

The asymmetric zero range process



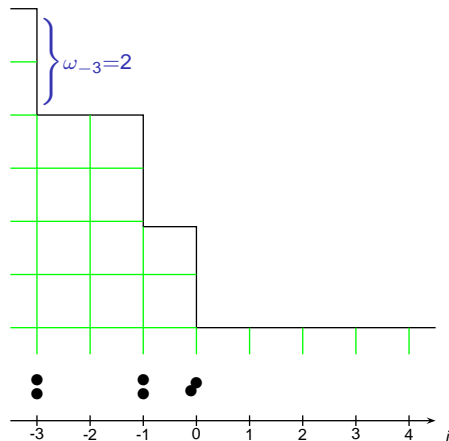
Poisson-type distribution; $\omega_i \in \mathbb{Z}^+$.

Particles jump

to the right with rate $p \cdot r(\omega_i)$ (r non-decreasing)

to the left with rate $q \cdot r(\omega_i)$ ($q = 1 - p < p$).

The asymmetric zero range process



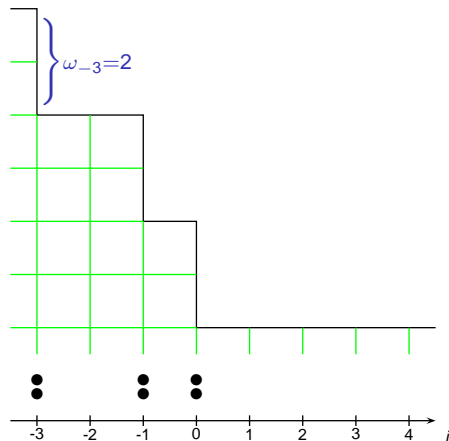
Poisson-type distribution; $\omega_i \in \mathbb{Z}^+$.

Particles jump

to the right with rate $p \cdot r(\omega_i)$ (r non-decreasing)

to the left with rate $q \cdot r(\omega_i)$ ($q = 1 - p < p$).

The asymmetric zero range process



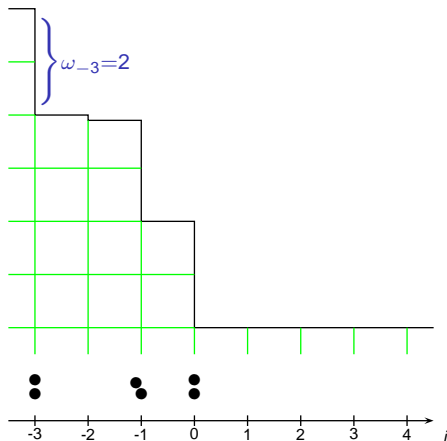
Poisson-type distribution; $\omega_i \in \mathbb{Z}^+$.

Particles jump

to the right with rate $p \cdot r(\omega_i)$ (r non-decreasing)

to the left with rate $q \cdot r(\omega_i)$ ($q = 1 - p < p$).

The asymmetric zero range process



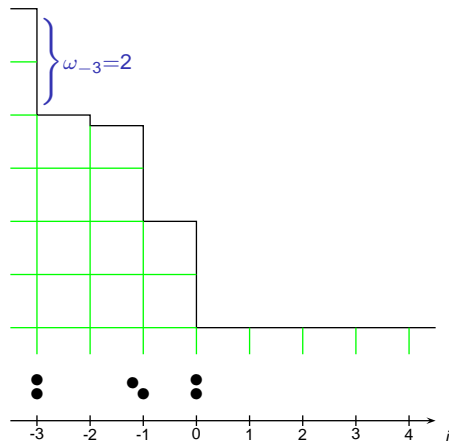
Poisson-type distribution; $\omega_i \in \mathbb{Z}^+$.

Particles jump

to the right with rate $p \cdot r(\omega_i)$ (r non-decreasing)

to the left with rate $q \cdot r(\omega_i)$ ($q = 1 - p < p$).

The asymmetric zero range process



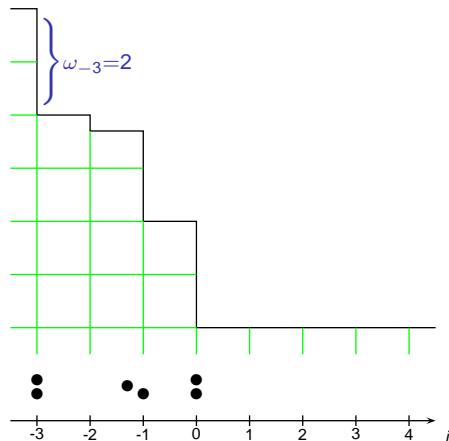
Poisson-type distribution; $\omega_i \in \mathbb{Z}^+$.

Particles jump

to the right with rate $p \cdot r(\omega_i)$ (r non-decreasing)

to the left with rate $q \cdot r(\omega_i)$ ($q = 1 - p < p$).

The asymmetric zero range process



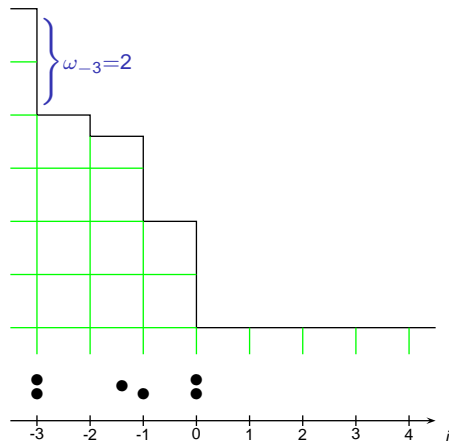
Poisson-type distribution; $\omega_i \in \mathbb{Z}^+$.

Particles jump

to the right with rate $p \cdot r(\omega_i)$ (r non-decreasing)

to the left with rate $q \cdot r(\omega_i)$ ($q = 1 - p < p$).

The asymmetric zero range process



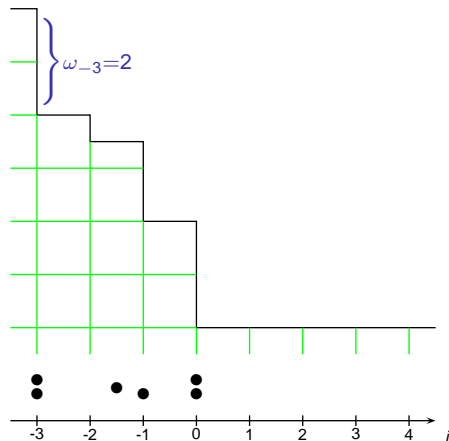
Poisson-type distribution; $\omega_i \in \mathbb{Z}^+$.

Particles jump

to the right with rate $p \cdot r(\omega_i)$ (r non-decreasing)

to the left with rate $q \cdot r(\omega_i)$ ($q = 1 - p < p$).

The asymmetric zero range process



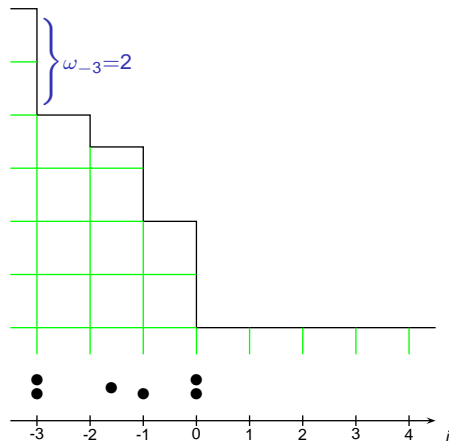
Poisson-type distribution; $\omega_i \in \mathbb{Z}^+$.

Particles jump

to the right with rate $p \cdot r(\omega_i)$ (r non-decreasing)

to the left with rate $q \cdot r(\omega_i)$ ($q = 1 - p < p$).

The asymmetric zero range process



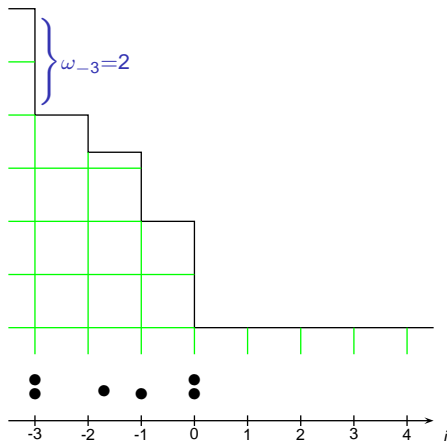
Poisson-type distribution; $\omega_i \in \mathbb{Z}^+$.

Particles jump

to the right with rate $p \cdot r(\omega_i)$ (r non-decreasing)

to the left with rate $q \cdot r(\omega_i)$ ($q = 1 - p < p$).

The asymmetric zero range process



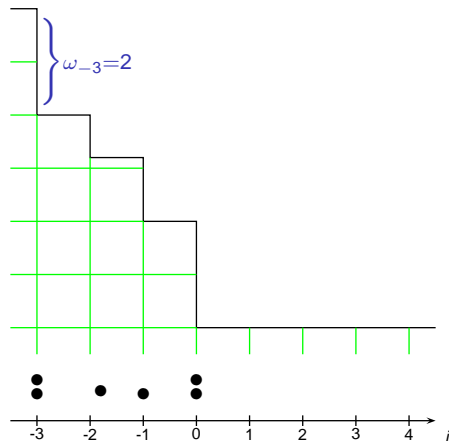
Poisson-type distribution; $\omega_i \in \mathbb{Z}^+$.

Particles jump

to the right with rate $p \cdot r(\omega_i)$ (r non-decreasing)

to the left with rate $q \cdot r(\omega_i)$ ($q = 1 - p < p$).

The asymmetric zero range process



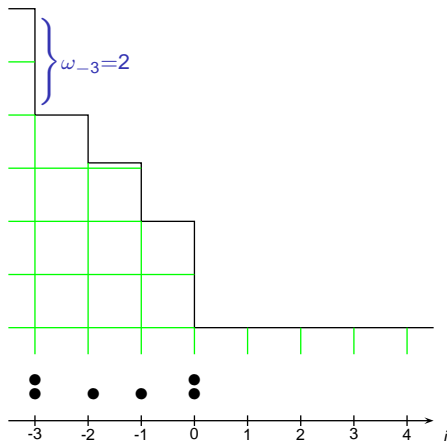
Poisson-type distribution; $\omega_i \in \mathbb{Z}^+$.

Particles jump

to the right with rate $p \cdot r(\omega_i)$ (r non-decreasing)

to the left with rate $q \cdot r(\omega_i)$ ($q = 1 - p < p$).

The asymmetric zero range process



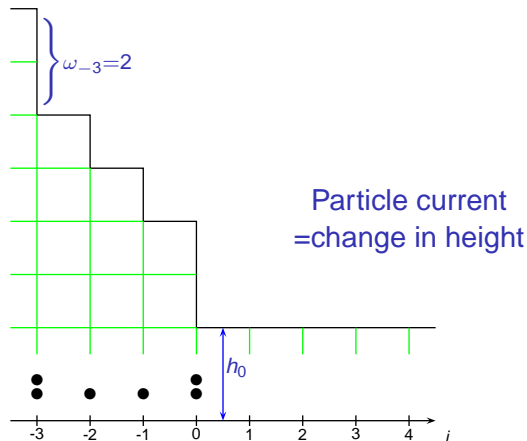
Poisson-type distribution; $\omega_i \in \mathbb{Z}^+$.

Particles jump

to the right with rate $p \cdot r(\omega_i)$ (r non-decreasing)

to the left with rate $q \cdot r(\omega_i)$ ($q = 1 - p < p$).

The asymmetric zero range process



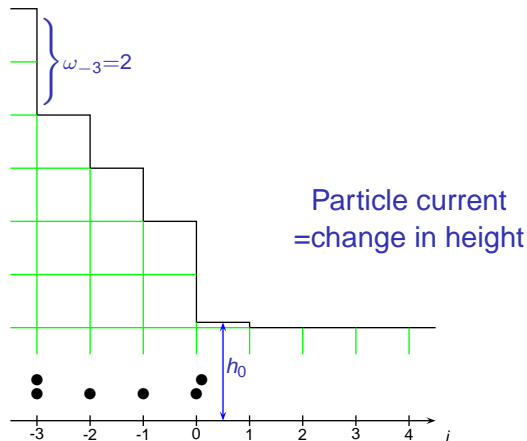
Poisson-type distribution; $\omega_j \in \mathbb{Z}^+$.

Particles jump

to the right with rate $p \cdot r(\omega_j)$ (r non-decreasing)

to the left with rate $q \cdot r(\omega_j)$ ($q = 1 - p < p$).

The asymmetric zero range process



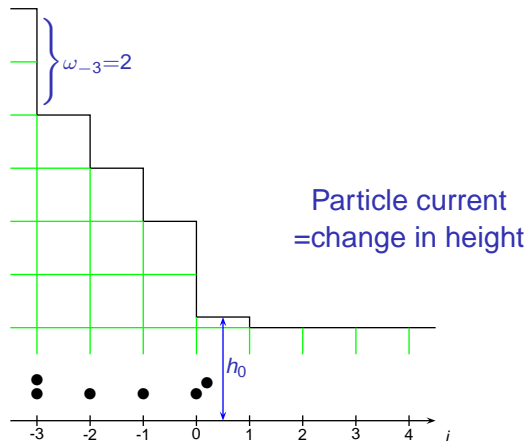
Poisson-type distribution; $\omega_i \in \mathbb{Z}^+$.

Particles jump

to the right with rate $p \cdot r(\omega_i)$ (r non-decreasing)

to the left with rate $q \cdot r(\omega_i)$ ($q = 1 - p < p$).

The asymmetric zero range process



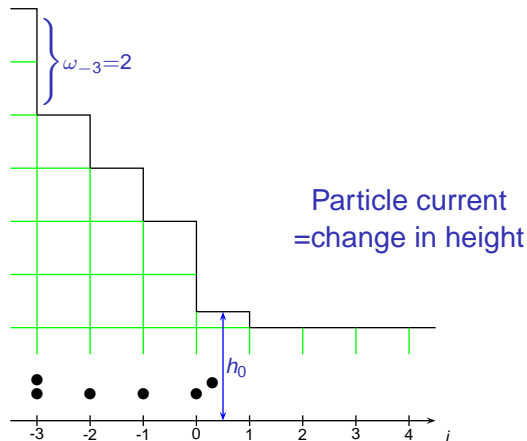
Poisson-type distribution; $\omega_i \in \mathbb{Z}^+$.

Particles jump

to the right with rate $p \cdot r(\omega_i)$ (r non-decreasing)

to the left with rate $q \cdot r(\omega_i)$ ($q = 1 - p < p$).

The asymmetric zero range process



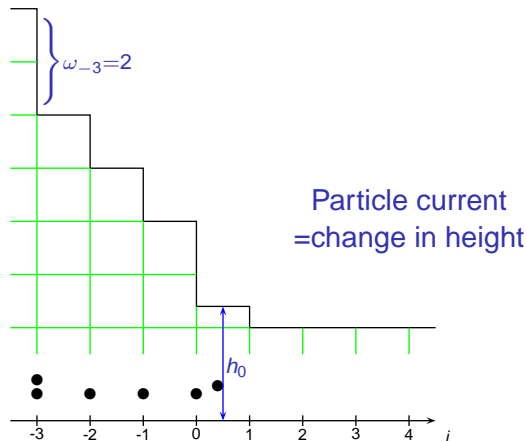
Poisson-type distribution; $\omega_i \in \mathbb{Z}^+$.

Particles jump

to the right with rate $p \cdot r(\omega_i)$ (r non-decreasing)

to the left with rate $q \cdot r(\omega_i)$ ($q = 1 - p < p$).

The asymmetric zero range process



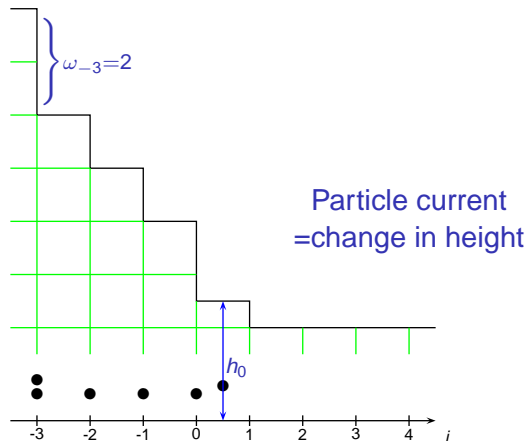
Poisson-type distribution; $\omega_i \in \mathbb{Z}^+$.

Particles jump

to the right with rate $p \cdot r(\omega_i)$ (r non-decreasing)

to the left with rate $q \cdot r(\omega_i)$ ($q = 1 - p < p$).

The asymmetric zero range process



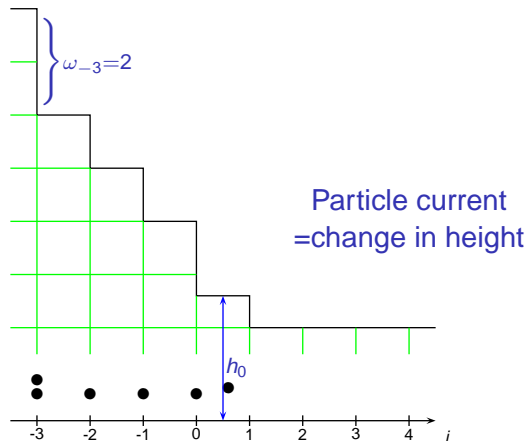
Poisson-type distribution; $\omega_i \in \mathbb{Z}^+$.

Particles jump

to the right with rate $p \cdot r(\omega_i)$ (r non-decreasing)

to the left with rate $q \cdot r(\omega_i)$ ($q = 1 - p < p$).

The asymmetric zero range process



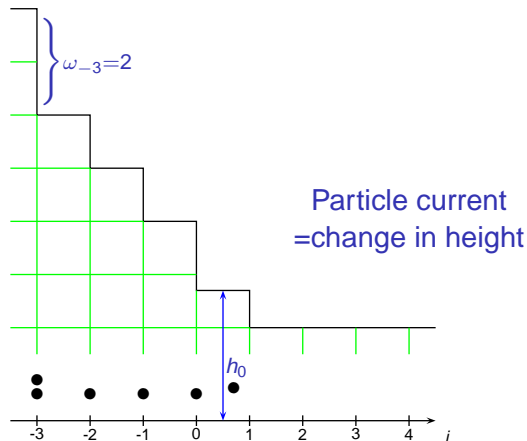
Poisson-type distribution; $\omega_i \in \mathbb{Z}^+$.

Particles jump

to the right with rate $p \cdot r(\omega_i)$ (r non-decreasing)

to the left with rate $q \cdot r(\omega_i)$ ($q = 1 - p < p$).

The asymmetric zero range process



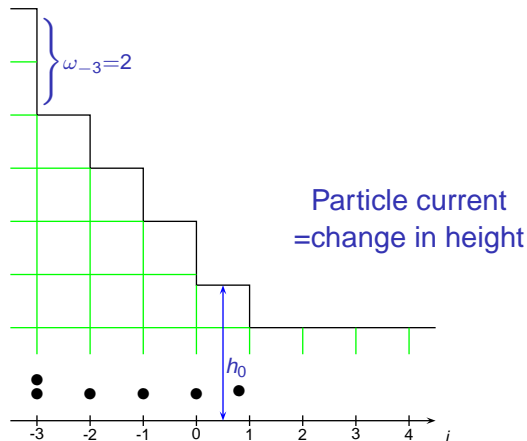
Poisson-type distribution; $\omega_i \in \mathbb{Z}^+$.

Particles jump

to the right with rate $p \cdot r(\omega_i)$ (r non-decreasing)

to the left with rate $q \cdot r(\omega_i)$ ($q = 1 - p < p$).

The asymmetric zero range process



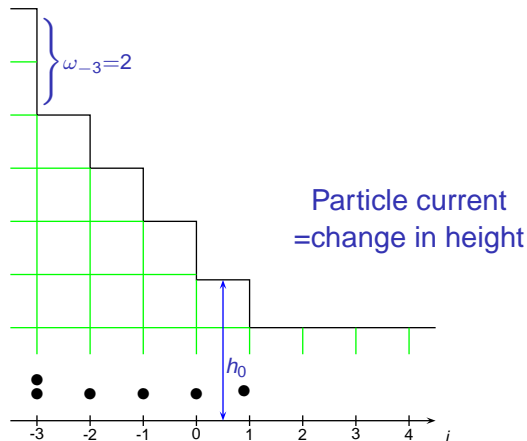
Poisson-type distribution; $\omega_i \in \mathbb{Z}^+$.

Particles jump

to the right with rate $p \cdot r(\omega_i)$ (r non-decreasing)

to the left with rate $q \cdot r(\omega_i)$ ($q = 1 - p < p$).

The asymmetric zero range process



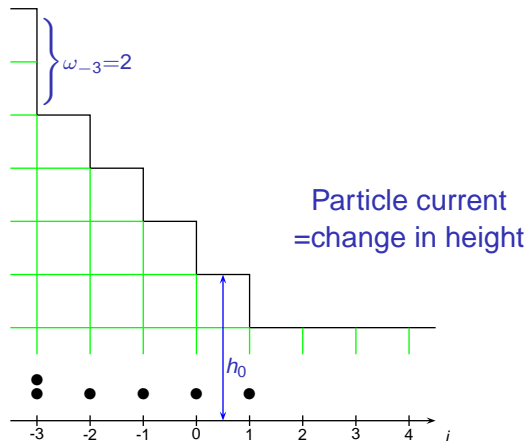
Poisson-type distribution; $\omega_i \in \mathbb{Z}^+$.

Particles jump

to the right with rate $p \cdot r(\omega_i)$ (r non-decreasing)

to the left with rate $q \cdot r(\omega_i)$ ($q = 1 - p < p$).

The asymmetric zero range process



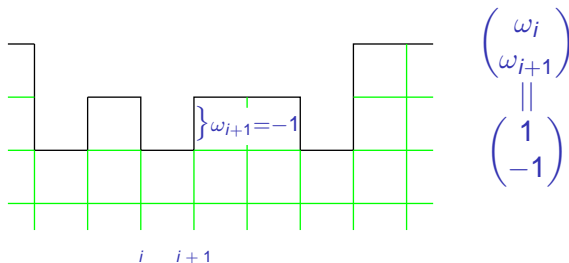
Poisson-type distribution; $\omega_i \in \mathbb{Z}^+$.

Particles jump

to the right with rate $p \cdot r(\omega_i)$ (r non-decreasing)

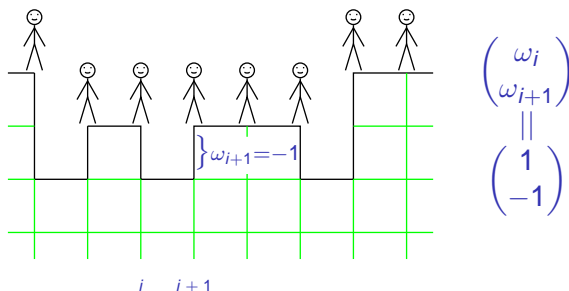
to the left with rate $q \cdot r(\omega_i)$ ($q = 1 - p < p$).

The asymmetric bricklayers process



Poisson-type distribution; $\omega_i \in \mathbb{Z}$.

The asymmetric bricklayers process

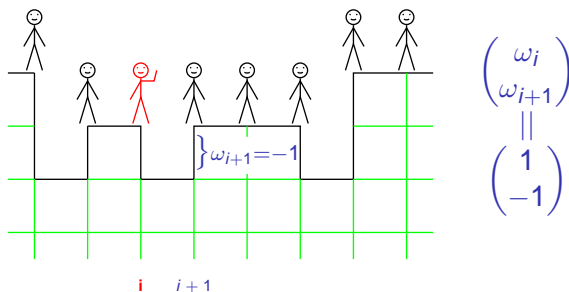


Poisson-type distribution; $\omega_i \in \mathbb{Z}$.

a brick is added **with rate** $p \cdot [r(\omega_i) + r(-\omega_{i+1})]$
 a brick is removed **with rate** $q \cdot [r(-\omega_i) + r(\omega_{i+1})]$.

$$(r(\omega) \cdot r(1 - \omega) = 1; \quad r \text{ non-decreasing; } q = 1 - p < p).$$

The asymmetric bricklayers process



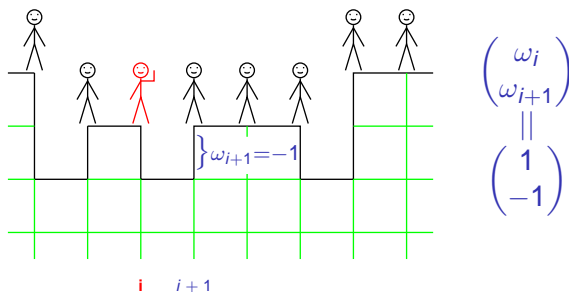
Poisson-type distribution; $\omega_i \in \mathbb{Z}$.

a brick is added with rate $p \cdot [r(\omega_i) + r(-\omega_{i+1})]$

a brick is removed with rate $q \cdot [r(-\omega_i) + r(\omega_{i+1})]$.

$$(r(\omega) \cdot r(1 - \omega) = 1; \quad r \text{ non-decreasing; } \quad q = 1 - p < p).$$

The asymmetric bricklayers process



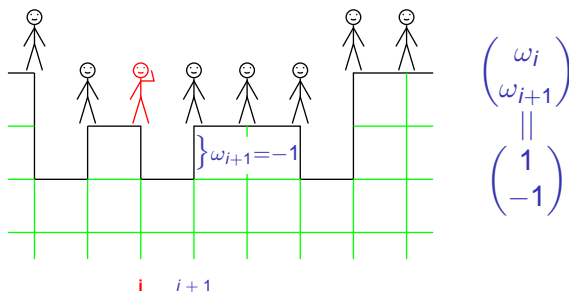
Poisson-type distribution; $\omega_i \in \mathbb{Z}$.

a brick is added with rate $p \cdot [r(\omega_i) + r(-\omega_{i+1})]$

a brick is removed with rate $q \cdot [r(-\omega_i) + r(\omega_{i+1})]$.

$$(r(\omega) \cdot r(1 - \omega) = 1; \quad r \text{ non-decreasing; } \quad q = 1 - p < p).$$

The asymmetric bricklayers process



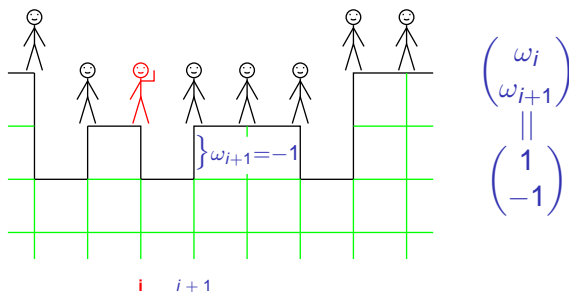
Poisson-type distribution; $\omega_i \in \mathbb{Z}$.

a brick is added with rate $p \cdot [r(\omega_i) + r(-\omega_{i+1})]$

a brick is removed with rate $q \cdot [r(-\omega_i) + r(\omega_{i+1})]$.

$$(r(\omega) \cdot r(1 - \omega) = 1; \quad r \text{ non-decreasing; } \quad q = 1 - p < p).$$

The asymmetric bricklayers process



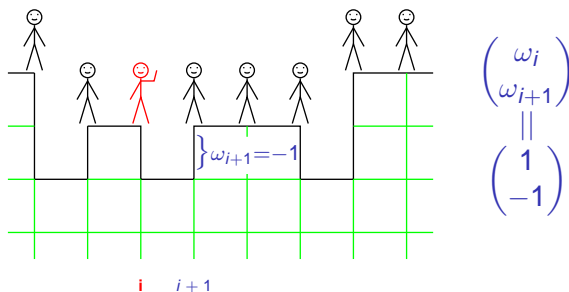
Poisson-type distribution; $\omega_i \in \mathbb{Z}$.

a brick is added with rate $p \cdot [r(\omega_i) + r(-\omega_{i+1})]$

a brick is removed with rate $q \cdot [r(-\omega_i) + r(\omega_{i+1})]$.

$$(r(\omega) \cdot r(1 - \omega) = 1; \quad r \text{ non-decreasing; } q = 1 - p < p).$$

The asymmetric bricklayers process



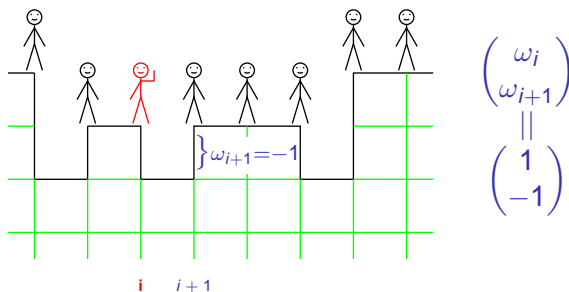
Poisson-type distribution; $\omega_i \in \mathbb{Z}$.

a brick is added with rate $p \cdot [r(\omega_i) + r(-\omega_{i+1})]$

a brick is removed with rate $q \cdot [r(-\omega_i) + r(\omega_{i+1})]$.

$$(r(\omega) \cdot r(1 - \omega) = 1; \quad r \text{ non-decreasing; } \quad q = 1 - p < p).$$

The asymmetric bricklayers process



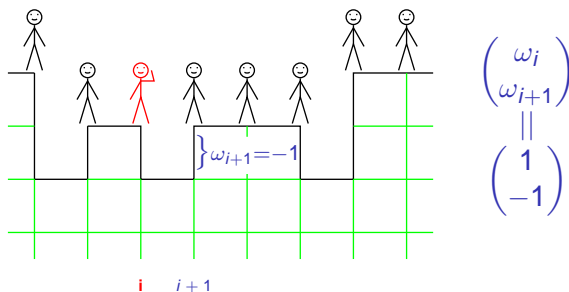
Poisson-type distribution; $\omega_i \in \mathbb{Z}$.

a brick is added with rate $p \cdot [r(\omega_i) + r(-\omega_{i+1})]$

a brick is removed with rate $q \cdot [r(-\omega_i) + r(\omega_{i+1})]$.

$$(r(\omega) \cdot r(1 - \omega) = 1; \quad r \text{ non-decreasing; } \quad q = 1 - p < p).$$

The asymmetric bricklayers process



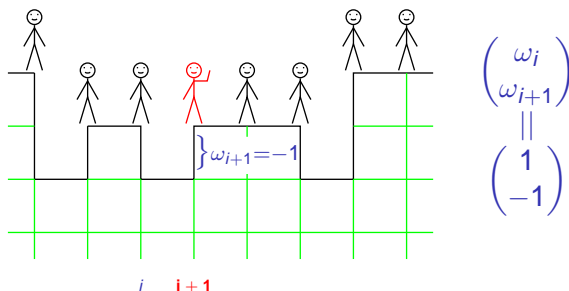
Poisson-type distribution; $\omega_i \in \mathbb{Z}$.

a brick is added with rate $p \cdot [r(\omega_i) + r(-\omega_{i+1})]$

a brick is removed with rate $q \cdot [r(-\omega_i) + r(\omega_{i+1})]$.

$$(r(\omega) \cdot r(1 - \omega) = 1; \quad r \text{ non-decreasing; } \quad q = 1 - p < p).$$

The asymmetric bricklayers process



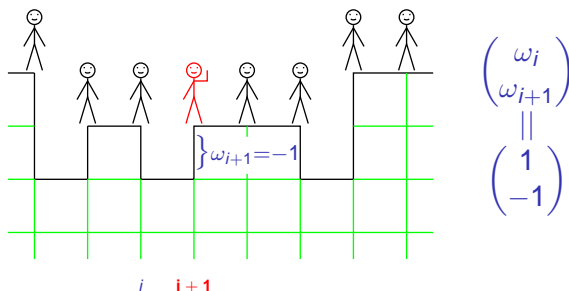
Poisson-type distribution; $\omega_i \in \mathbb{Z}$.

a brick is added with rate $p \cdot [r(\omega_i) + \mathbf{r}(-\omega_{i+1})]$

a brick is removed with rate $q \cdot [r(-\omega_i) + \mathbf{r}(\omega_{i+1})]$.

$$(r(\omega) \cdot r(1 - \omega) = 1; \quad r \text{ non-decreasing; } q = 1 - p < p).$$

The asymmetric bricklayers process



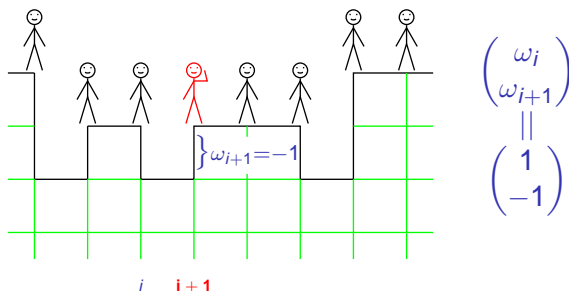
Poisson-type distribution; $\omega_i \in \mathbb{Z}$.

a brick is added with rate $p \cdot [r(\omega_i) + \mathbf{r}(-\omega_{i+1})]$

a brick is removed with rate $q \cdot [r(-\omega_i) + \mathbf{r}(\omega_{i+1})]$.

$$(r(\omega) \cdot r(1 - \omega) = 1; \quad r \text{ non-decreasing; } q = 1 - p < p).$$

The asymmetric bricklayers process



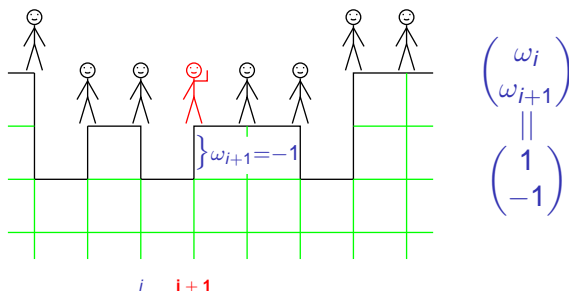
Poisson-type distribution; $\omega_i \in \mathbb{Z}$.

a brick is added with rate $p \cdot [r(\omega_i) + \mathbf{r}(-\omega_{i+1})]$

a brick is removed with rate $q \cdot [r(-\omega_i) + \mathbf{r}(\omega_{i+1})]$.

$$(r(\omega) \cdot r(1 - \omega) = 1; \quad r \text{ non-decreasing; } \quad q = 1 - p < p).$$

The asymmetric bricklayers process



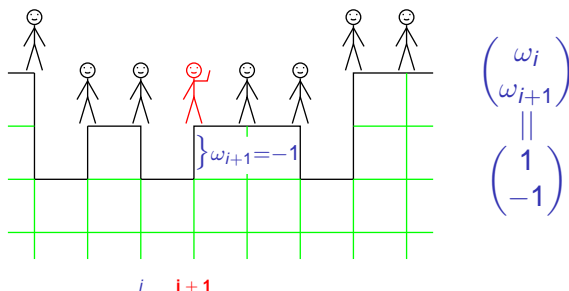
Poisson-type distribution; $\omega_i \in \mathbb{Z}$.

a brick is added with rate $p \cdot [r(\omega_i) + \mathbf{r}(-\omega_{i+1})]$

a brick is removed with rate $q \cdot [r(-\omega_i) + \mathbf{r}(\omega_{i+1})]$.

$$(r(\omega) \cdot r(1 - \omega) = 1; \quad r \text{ non-decreasing; } \quad q = 1 - p < p).$$

The asymmetric bricklayers process



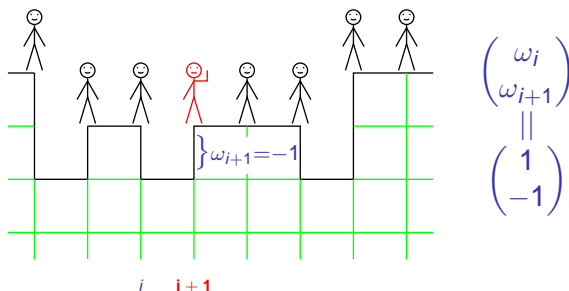
Poisson-type distribution; $\omega_i \in \mathbb{Z}$.

a brick is added with rate $p \cdot [r(\omega_i) + \mathbf{r}(-\omega_{i+1})]$

a brick is removed with rate $q \cdot [r(-\omega_i) + \mathbf{r}(\omega_{i+1})]$.

$$(r(\omega) \cdot r(1 - \omega) = 1; \quad r \text{ non-decreasing; } \quad q = 1 - p < p).$$

The asymmetric bricklayers process



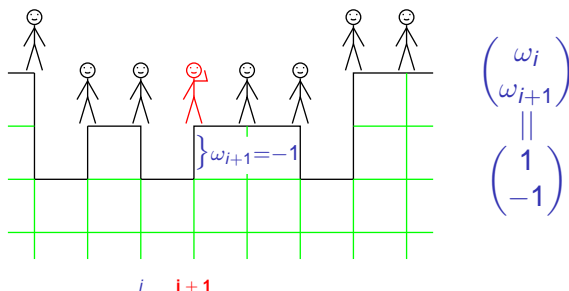
Poisson-type distribution; $\omega_i \in \mathbb{Z}$.

a brick is added with rate $p \cdot [r(\omega_i) + \mathbf{r}(-\omega_{i+1})]$

a brick is removed with rate $q \cdot [r(-\omega_i) + \mathbf{r}(\omega_{i+1})]$.

$$(r(\omega) \cdot r(1 - \omega) = 1; \quad r \text{ non-decreasing; } q = 1 - p < p).$$

The asymmetric bricklayers process



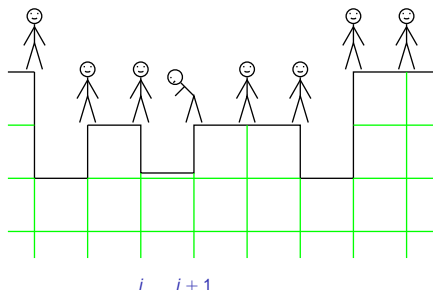
Poisson-type distribution; $\omega_i \in \mathbb{Z}$.

a brick is added with rate $p \cdot [r(\omega_i) + \mathbf{r}(-\omega_{i+1})]$

a brick is removed with rate $q \cdot [r(-\omega_i) + \mathbf{r}(\omega_{i+1})]$.

$$(r(\omega) \cdot r(1 - \omega) = 1; \quad r \text{ non-decreasing; } q = 1 - p < p).$$

The asymmetric bricklayers process



$$\begin{pmatrix} \omega_i \\ \omega_{i+1} \end{pmatrix} \rightarrow \begin{pmatrix} \omega_i - 1 \\ \omega_{i+1} + 1 \end{pmatrix}$$

$$\begin{pmatrix} 1 \\ -1 \end{pmatrix} \rightarrow \begin{pmatrix} 0 \\ 0 \end{pmatrix}$$

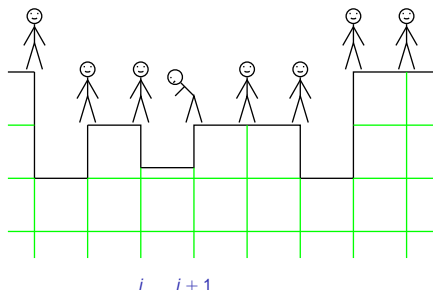
Poisson-type distribution; $\omega_i \in \mathbb{Z}$.

a brick is added with rate $p \cdot [r(\omega_i) + r(-\omega_{i+1})]$

a brick is removed with rate $q \cdot [r(-\omega_i) + r(\omega_{i+1})]$.

$$(r(\omega) \cdot r(1 - \omega) = 1; \quad r \text{ non-decreasing; } \quad q = 1 - p < p).$$

The asymmetric bricklayers process



$$\begin{pmatrix} \omega_i \\ \omega_{i+1} \end{pmatrix} \rightarrow \begin{pmatrix} \omega_i - 1 \\ \omega_{i+1} + 1 \end{pmatrix}$$

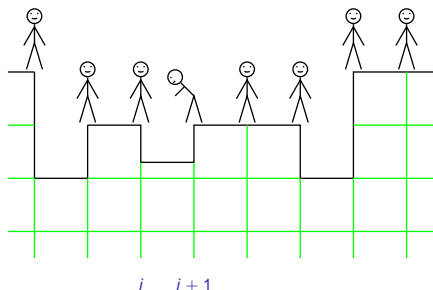
$$\begin{pmatrix} 1 \\ -1 \end{pmatrix} \rightarrow \begin{pmatrix} 0 \\ 0 \end{pmatrix}$$

Poisson-type distribution; $\omega_i \in \mathbb{Z}$.

a brick is added with rate $p \cdot [r(\omega_i) + r(-\omega_{i+1})]$
 a brick is removed with rate $q \cdot [r(-\omega_i) + r(\omega_{i+1})]$.

$$(r(\omega) \cdot r(1 - \omega) = 1; \quad r \text{ non-decreasing; } \quad q = 1 - p < p).$$

The asymmetric bricklayers process



$$\begin{pmatrix} \omega_i \\ \omega_{i+1} \end{pmatrix} \rightarrow \begin{pmatrix} \omega_i - 1 \\ \omega_{i+1} + 1 \end{pmatrix}$$

$$\begin{pmatrix} 1 \\ -1 \end{pmatrix} \rightarrow \begin{pmatrix} 0 \\ 0 \end{pmatrix}$$

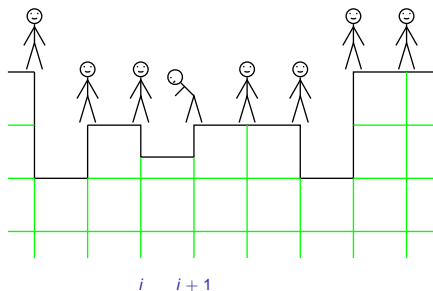
Poisson-type distribution; $\omega_i \in \mathbb{Z}$.

a brick is added with rate $p \cdot [r(\omega_i) + r(-\omega_{i+1})]$

a brick is removed with rate $q \cdot [r(-\omega_i) + r(\omega_{i+1})]$.

$$(r(\omega) \cdot r(1 - \omega) = 1; \quad r \text{ non-decreasing; } \quad q = 1 - p < p).$$

The asymmetric bricklayers process



$$\begin{pmatrix} \omega_i \\ \omega_{i+1} \end{pmatrix} \rightarrow \begin{pmatrix} \omega_i - 1 \\ \omega_{i+1} + 1 \end{pmatrix}$$

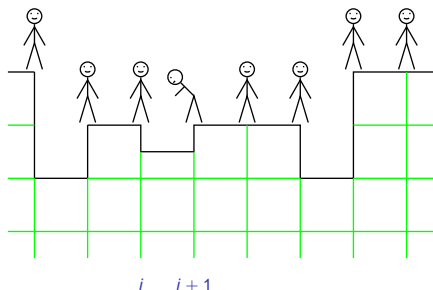
$$\begin{pmatrix} 1 \\ -1 \end{pmatrix} \rightarrow \begin{pmatrix} 0 \\ 0 \end{pmatrix}$$

Poisson-type distribution; $\omega_i \in \mathbb{Z}$.

a brick is added with rate $p \cdot [r(\omega_i) + r(-\omega_{i+1})]$
 a brick is removed with rate $q \cdot [r(-\omega_i) + r(\omega_{i+1})]$.

$$(r(\omega) \cdot r(1 - \omega) = 1; \quad r \text{ non-decreasing; } \quad q = 1 - p < p).$$

The asymmetric bricklayers process



$$\begin{pmatrix} \omega_i \\ \omega_{i+1} \end{pmatrix} \rightarrow \begin{pmatrix} \omega_i - 1 \\ \omega_{i+1} + 1 \end{pmatrix}$$

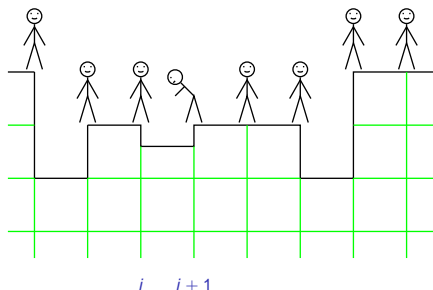
$$\begin{pmatrix} 1 \\ -1 \end{pmatrix} \rightarrow \begin{pmatrix} 0 \\ 0 \end{pmatrix}$$

Poisson-type distribution; $\omega_i \in \mathbb{Z}$.

a brick is added with rate $p \cdot [r(\omega_i) + r(-\omega_{i+1})]$
 a brick is removed with rate $q \cdot [r(-\omega_i) + r(\omega_{i+1})]$.

$$(r(\omega) \cdot r(1 - \omega) = 1; \quad r \text{ non-decreasing; } \quad q = 1 - p < p).$$

The asymmetric bricklayers process



$$\begin{pmatrix} \omega_i \\ \omega_{i+1} \end{pmatrix} \rightarrow \begin{pmatrix} \omega_i - 1 \\ \omega_{i+1} + 1 \end{pmatrix}$$

$$\begin{pmatrix} 1 \\ -1 \end{pmatrix} \rightarrow \begin{pmatrix} 0 \\ 0 \end{pmatrix}$$

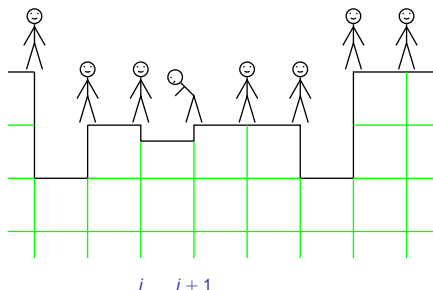
Poisson-type distribution; $\omega_i \in \mathbb{Z}$.

a brick is added with rate $p \cdot [r(\omega_i) + r(-\omega_{i+1})]$

a brick is removed with rate $q \cdot [r(-\omega_i) + r(\omega_{i+1})]$.

$$(r(\omega) \cdot r(1 - \omega) = 1; \quad r \text{ non-decreasing; } \quad q = 1 - p < p).$$

The asymmetric bricklayers process



$$\begin{pmatrix} \omega_i \\ \omega_{i+1} \end{pmatrix} \rightarrow \begin{pmatrix} \omega_i - 1 \\ \omega_{i+1} + 1 \end{pmatrix}$$

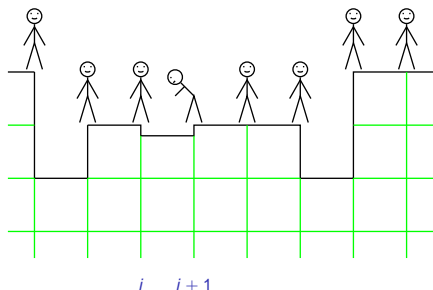
$$\begin{pmatrix} 1 \\ -1 \end{pmatrix} \rightarrow \begin{pmatrix} 0 \\ 0 \end{pmatrix}$$

Poisson-type distribution; $\omega_i \in \mathbb{Z}$.

a brick is added with rate $p \cdot [r(\omega_i) + r(-\omega_{i+1})]$
 a brick is removed with rate $q \cdot [r(-\omega_i) + r(\omega_{i+1})]$.

$$(r(\omega) \cdot r(1 - \omega) = 1; \quad r \text{ non-decreasing; } \quad q = 1 - p < p).$$

The asymmetric bricklayers process



$$\begin{pmatrix} \omega_i \\ \omega_{i+1} \end{pmatrix} \rightarrow \begin{pmatrix} \omega_i - 1 \\ \omega_{i+1} + 1 \end{pmatrix}$$

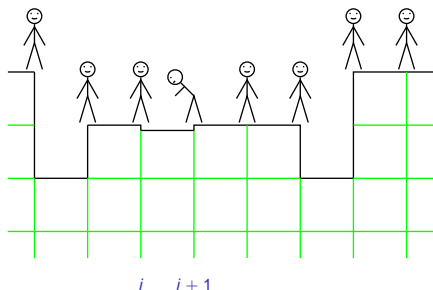
$$\begin{pmatrix} 1 \\ -1 \end{pmatrix} \rightarrow \begin{pmatrix} 0 \\ 0 \end{pmatrix}$$

Poisson-type distribution; $\omega_i \in \mathbb{Z}$.

a brick is added **with rate** $p \cdot [r(\omega_i) + r(-\omega_{i+1})]$
 a brick is removed **with rate** $q \cdot [r(-\omega_i) + r(\omega_{i+1})]$.

$$(r(\omega) \cdot r(1 - \omega) = 1; \quad r \text{ non-decreasing; } \quad q = 1 - p < p).$$

The asymmetric bricklayers process



$$\begin{pmatrix} \omega_i \\ \omega_{i+1} \end{pmatrix} \rightarrow \begin{pmatrix} \omega_i - 1 \\ \omega_{i+1} + 1 \end{pmatrix}$$

$$\begin{pmatrix} 1 \\ -1 \end{pmatrix} \rightarrow \begin{pmatrix} 0 \\ 0 \end{pmatrix}$$

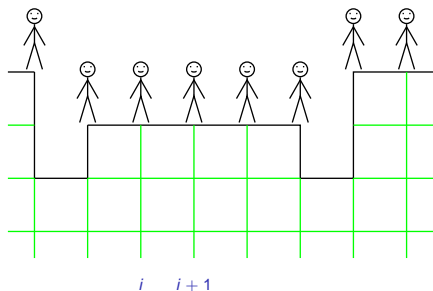
Poisson-type distribution; $\omega_i \in \mathbb{Z}$.

a brick is added with rate $p \cdot [r(\omega_i) + r(-\omega_{i+1})]$

a brick is removed with rate $q \cdot [r(-\omega_i) + r(\omega_{i+1})]$.

$$(r(\omega) \cdot r(1 - \omega) = 1; \quad r \text{ non-decreasing; } \quad q = 1 - p < p).$$

The asymmetric bricklayers process



$$\begin{pmatrix} \omega_i \\ \omega_{i+1} \end{pmatrix} \rightarrow \begin{pmatrix} \omega_i - 1 \\ \omega_{i+1} + 1 \end{pmatrix}$$

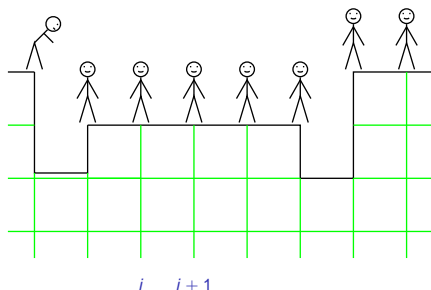
$$\begin{pmatrix} 1 \\ -1 \end{pmatrix} \rightarrow \begin{pmatrix} 0 \\ 0 \end{pmatrix}$$

Poisson-type distribution; $\omega_i \in \mathbb{Z}$.

a brick is added **with rate** $p \cdot [r(\omega_i) + r(-\omega_{i+1})]$
 a brick is removed **with rate** $q \cdot [r(-\omega_i) + r(\omega_{i+1})]$.

$$(r(\omega) \cdot r(1 - \omega) = 1; \quad r \text{ non-decreasing; } \quad q = 1 - p < p).$$

The asymmetric bricklayers process



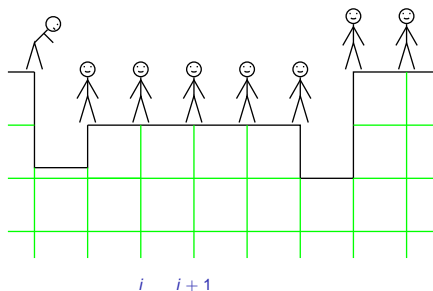
Poisson-type distribution; $\omega_i \in \mathbb{Z}$.

a brick is added **with rate** $p \cdot [r(\omega_i) + r(-\omega_{i+1})]$

a brick is removed **with rate** $q \cdot [r(-\omega_i) + r(\omega_{i+1})]$.

$$(r(\omega) \cdot r(1 - \omega) = 1; \quad r \text{ non-decreasing; } q = 1 - p < p).$$

The asymmetric bricklayers process



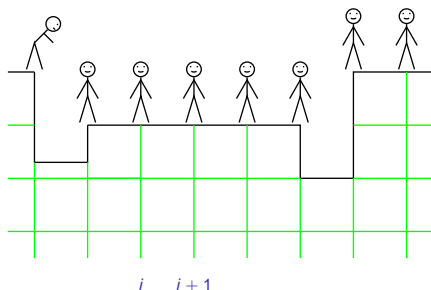
Poisson-type distribution; $\omega_i \in \mathbb{Z}$.

a brick is added **with rate** $p \cdot [r(\omega_i) + r(-\omega_{i+1})]$

a brick is removed **with rate** $q \cdot [r(-\omega_i) + r(\omega_{i+1})]$.

$$(r(\omega) \cdot r(1 - \omega) = 1; \quad r \text{ non-decreasing; } \quad q = 1 - p < p).$$

The asymmetric bricklayers process



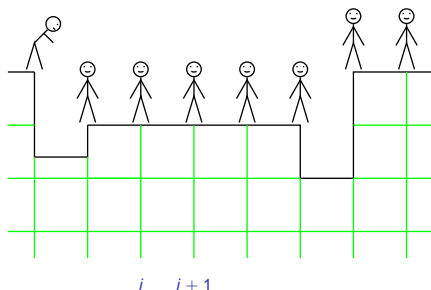
Poisson-type distribution; $\omega_i \in \mathbb{Z}$.

a brick is added with rate $p \cdot [r(\omega_i) + r(-\omega_{i+1})]$

a brick is removed with rate $q \cdot [r(-\omega_i) + r(\omega_{i+1})]$.

$$(r(\omega) \cdot r(1 - \omega) = 1; \quad r \text{ non-decreasing; } q = 1 - p < p).$$

The asymmetric bricklayers process



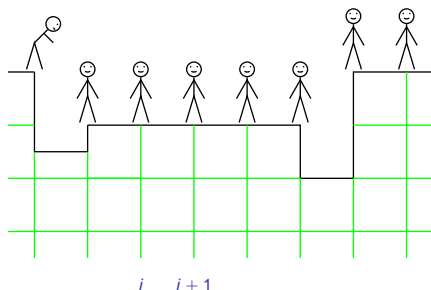
Poisson-type distribution; $\omega_i \in \mathbb{Z}$.

a brick is added **with rate** $p \cdot [r(\omega_i) + r(-\omega_{i+1})]$

a brick is removed **with rate** $q \cdot [r(-\omega_i) + r(\omega_{i+1})]$.

$$(r(\omega) \cdot r(1 - \omega) = 1; \quad r \text{ non-decreasing; } q = 1 - p < p).$$

The asymmetric bricklayers process



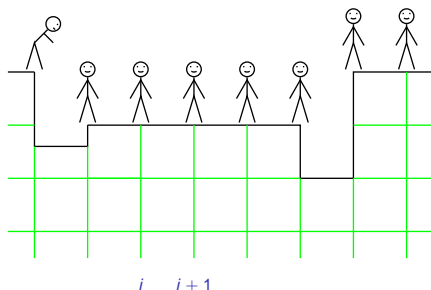
Poisson-type distribution; $\omega_i \in \mathbb{Z}$.

a brick is added with rate $p \cdot [r(\omega_i) + r(-\omega_{i+1})]$

a brick is removed with rate $q \cdot [r(-\omega_i) + r(\omega_{i+1})]$.

$$(r(\omega) \cdot r(1 - \omega) = 1; \quad r \text{ non-decreasing; } q = 1 - p < p).$$

The asymmetric bricklayers process



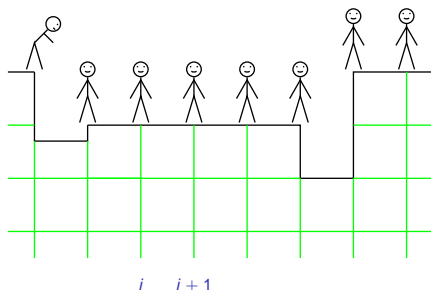
Poisson-type distribution; $\omega_i \in \mathbb{Z}$.

a brick is added **with rate** $p \cdot [r(\omega_i) + r(-\omega_{i+1})]$

a brick is removed **with rate** $q \cdot [r(-\omega_i) + r(\omega_{i+1})]$.

$$(r(\omega) \cdot r(1 - \omega) = 1; \quad r \text{ non-decreasing; } \quad q = 1 - p < p).$$

The asymmetric bricklayers process



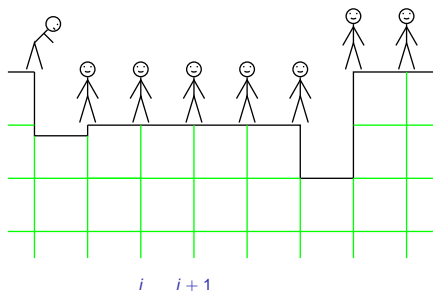
Poisson-type distribution; $\omega_i \in \mathbb{Z}$.

a brick is added **with rate** $p \cdot [r(\omega_i) + r(-\omega_{i+1})]$

a brick is removed **with rate** $q \cdot [r(-\omega_i) + r(\omega_{i+1})]$.

$$(r(\omega) \cdot r(1 - \omega) = 1; \quad r \text{ non-decreasing; } q = 1 - p < p).$$

The asymmetric bricklayers process



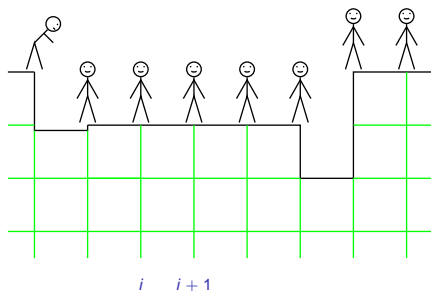
Poisson-type distribution; $\omega_i \in \mathbb{Z}$.

a brick is added **with rate** $p \cdot [r(\omega_i) + r(-\omega_{i+1})]$

a brick is removed **with rate** $q \cdot [r(-\omega_i) + r(\omega_{i+1})]$.

$$(r(\omega) \cdot r(1 - \omega) = 1; \quad r \text{ non-decreasing; } q = 1 - p < p).$$

The asymmetric bricklayers process



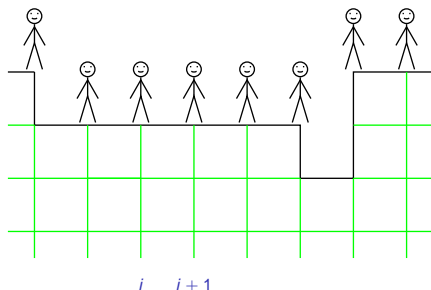
Poisson-type distribution; $\omega_i \in \mathbb{Z}$.

a brick is added **with rate** $p \cdot [r(\omega_i) + r(-\omega_{i+1})]$

a brick is removed **with rate** $q \cdot [r(-\omega_i) + r(\omega_{i+1})]$.

$$(r(\omega) \cdot r(1 - \omega) = 1; \quad r \text{ non-decreasing; } q = 1 - p < p).$$

The asymmetric bricklayers process



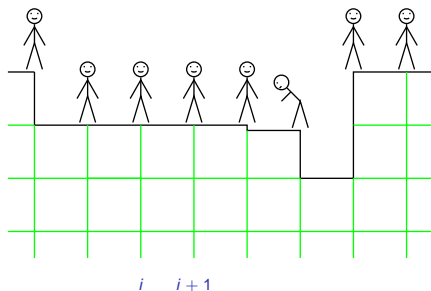
Poisson-type distribution; $\omega_i \in \mathbb{Z}$.

a brick is added with rate $p \cdot [r(\omega_i) + r(-\omega_{i+1})]$

a brick is removed with rate $q \cdot [r(-\omega_i) + r(\omega_{i+1})]$.

$$(r(\omega) \cdot r(1 - \omega) = 1; \quad r \text{ non-decreasing; } q = 1 - p < p).$$

The asymmetric bricklayers process



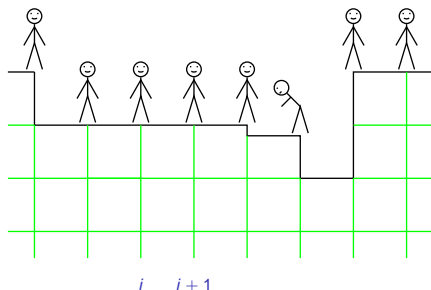
Poisson-type distribution; $\omega_i \in \mathbb{Z}$.

a brick is added with rate $p \cdot [r(\omega_i) + r(-\omega_{i+1})]$

a brick is removed with rate $q \cdot [r(-\omega_i) + r(\omega_{i+1})]$.

$$(r(\omega) \cdot r(1 - \omega) = 1; \quad r \text{ non-decreasing; } q = 1 - p < p).$$

The asymmetric bricklayers process



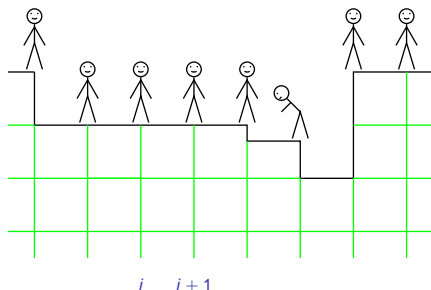
Poisson-type distribution; $\omega_i \in \mathbb{Z}$.

a brick is added **with rate** $p \cdot [r(\omega_i) + r(-\omega_{i+1})]$

a brick is removed **with rate** $q \cdot [r(-\omega_i) + r(\omega_{i+1})]$.

$$(r(\omega) \cdot r(1 - \omega) = 1; \quad r \text{ non-decreasing; } \quad q = 1 - p < p).$$

The asymmetric bricklayers process



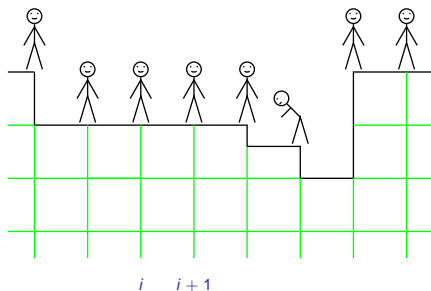
Poisson-type distribution; $\omega_i \in \mathbb{Z}$.

a brick is added with rate $p \cdot [r(\omega_i) + r(-\omega_{i+1})]$

a brick is removed with rate $q \cdot [r(-\omega_i) + r(\omega_{i+1})]$.

$$(r(\omega) \cdot r(1 - \omega) = 1; \quad r \text{ non-decreasing; } q = 1 - p < p).$$

The asymmetric bricklayers process



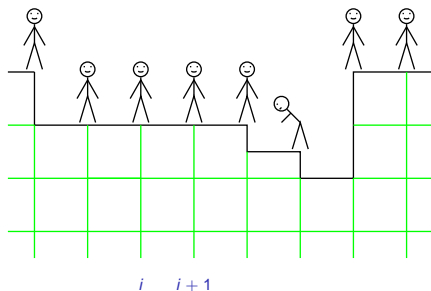
Poisson-type distribution; $\omega_i \in \mathbb{Z}$.

a brick is added with rate $p \cdot [r(\omega_i) + r(-\omega_{i+1})]$

a brick is removed with rate $q \cdot [r(-\omega_i) + r(\omega_{i+1})]$.

$$(r(\omega) \cdot r(1 - \omega) = 1; \quad r \text{ non-decreasing; } q = 1 - p < p).$$

The asymmetric bricklayers process



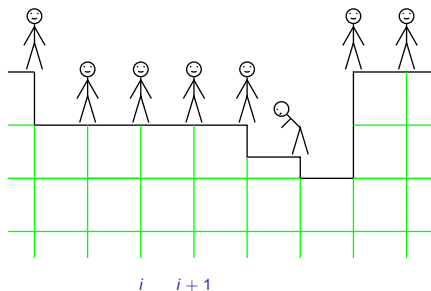
Poisson-type distribution; $\omega_i \in \mathbb{Z}$.

a brick is added with rate $p \cdot [r(\omega_i) + r(-\omega_{i+1})]$

a brick is removed with rate $q \cdot [r(-\omega_i) + r(\omega_{i+1})]$.

$$(r(\omega) \cdot r(1 - \omega) = 1; \quad r \text{ non-decreasing; } \quad q = 1 - p < p).$$

The asymmetric bricklayers process



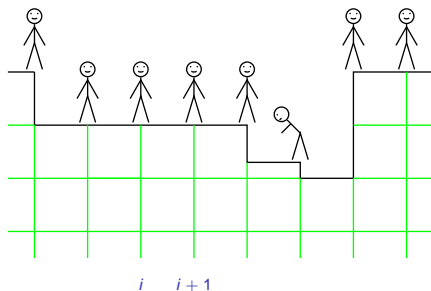
Poisson-type distribution; $\omega_i \in \mathbb{Z}$.

a brick is added with rate $p \cdot [r(\omega_i) + r(-\omega_{i+1})]$

a brick is removed with rate $q \cdot [r(-\omega_i) + r(\omega_{i+1})]$.

$$(r(\omega) \cdot r(1 - \omega) = 1; \quad r \text{ non-decreasing; } q = 1 - p < p).$$

The asymmetric bricklayers process



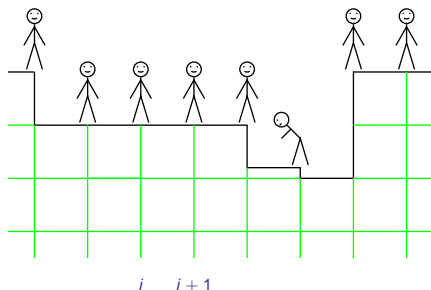
Poisson-type distribution; $\omega_i \in \mathbb{Z}$.

a brick is added with rate $p \cdot [r(\omega_i) + r(-\omega_{i+1})]$

a brick is removed with rate $q \cdot [r(-\omega_i) + r(\omega_{i+1})]$.

$$(r(\omega) \cdot r(1 - \omega) = 1; \quad r \text{ non-decreasing; } q = 1 - p < p).$$

The asymmetric bricklayers process



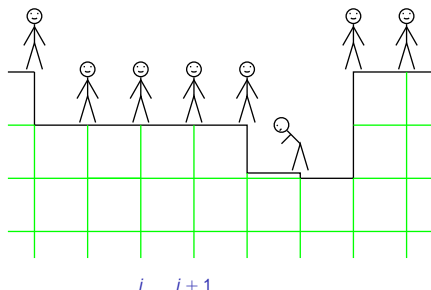
Poisson-type distribution; $\omega_i \in \mathbb{Z}$.

a brick is added with rate $p \cdot [r(\omega_i) + r(-\omega_{i+1})]$

a brick is removed with rate $q \cdot [r(-\omega_i) + r(\omega_{i+1})]$.

$$(r(\omega) \cdot r(1 - \omega) = 1; \quad r \text{ non-decreasing; } \quad q = 1 - p < p).$$

The asymmetric bricklayers process



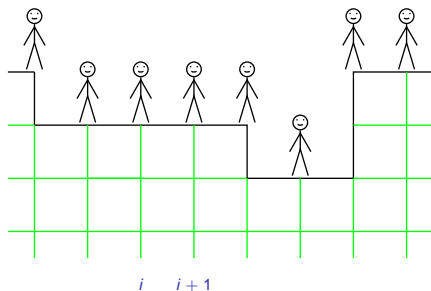
Poisson-type distribution; $\omega_i \in \mathbb{Z}$.

a brick is added with rate $p \cdot [r(\omega_i) + r(-\omega_{i+1})]$

a brick is removed with rate $q \cdot [r(-\omega_i) + r(\omega_{i+1})]$.

$$(r(\omega) \cdot r(1 - \omega) = 1; \quad r \text{ non-decreasing; } q = 1 - p < p).$$

The asymmetric bricklayers process



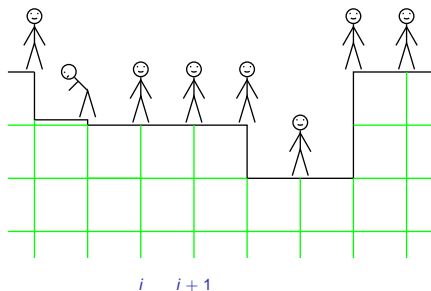
Poisson-type distribution; $\omega_i \in \mathbb{Z}$.

a brick is added **with rate** $p \cdot [r(\omega_i) + r(-\omega_{i+1})]$

a brick is removed **with rate** $q \cdot [r(-\omega_i) + r(\omega_{i+1})]$.

$$(r(\omega) \cdot r(1 - \omega) = 1; \quad r \text{ non-decreasing; } \quad q = 1 - p < p).$$

The asymmetric bricklayers process



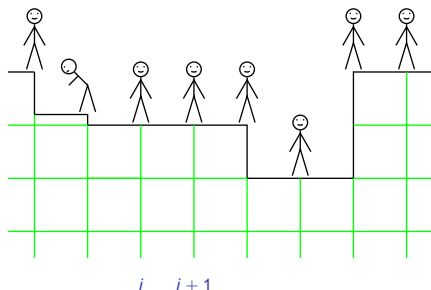
Poisson-type distribution; $\omega_i \in \mathbb{Z}$.

a brick is added **with rate** $p \cdot [r(\omega_i) + r(-\omega_{i+1})]$

a brick is removed **with rate** $q \cdot [r(-\omega_i) + r(\omega_{i+1})]$.

$$(r(\omega) \cdot r(1 - \omega) = 1; \quad r \text{ non-decreasing; } q = 1 - p < p).$$

The asymmetric bricklayers process



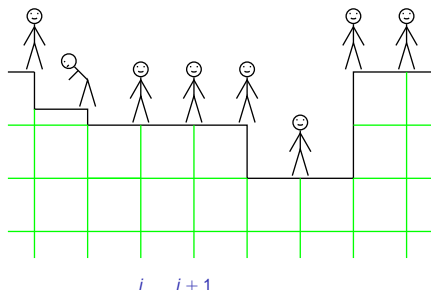
Poisson-type distribution; $\omega_i \in \mathbb{Z}$.

a brick is added **with rate** $p \cdot [r(\omega_i) + r(-\omega_{i+1})]$

a brick is removed **with rate** $q \cdot [r(-\omega_i) + r(\omega_{i+1})]$.

$$(r(\omega) \cdot r(1 - \omega) = 1; \quad r \text{ non-decreasing; } q = 1 - p < p).$$

The asymmetric bricklayers process



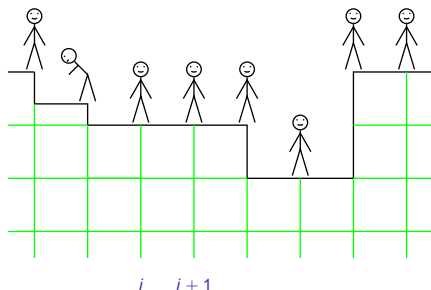
Poisson-type distribution; $\omega_i \in \mathbb{Z}$.

a brick is added with rate $p \cdot [r(\omega_i) + r(-\omega_{i+1})]$

a brick is removed with rate $q \cdot [r(-\omega_i) + r(\omega_{i+1})]$.

$$(r(\omega) \cdot r(1 - \omega) = 1; \quad r \text{ non-decreasing; } q = 1 - p < p).$$

The asymmetric bricklayers process



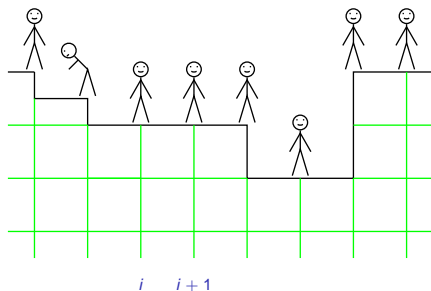
Poisson-type distribution; $\omega_i \in \mathbb{Z}$.

a brick is added **with rate** $p \cdot [r(\omega_i) + r(-\omega_{i+1})]$

a brick is removed **with rate** $q \cdot [r(-\omega_i) + r(\omega_{i+1})]$.

$$(r(\omega) \cdot r(1 - \omega) = 1; \quad r \text{ non-decreasing; } q = 1 - p < p).$$

The asymmetric bricklayers process



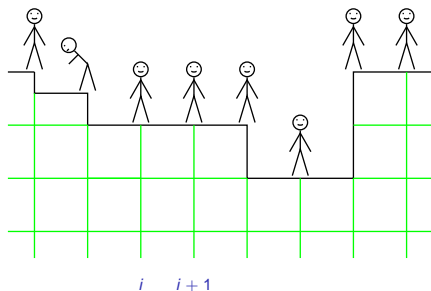
Poisson-type distribution; $\omega_i \in \mathbb{Z}$.

a brick is added with rate $p \cdot [r(\omega_i) + r(-\omega_{i+1})]$

a brick is removed with rate $q \cdot [r(-\omega_i) + r(\omega_{i+1})]$.

$$(r(\omega) \cdot r(1 - \omega) = 1; \quad r \text{ non-decreasing; } \quad q = 1 - p < p).$$

The asymmetric bricklayers process



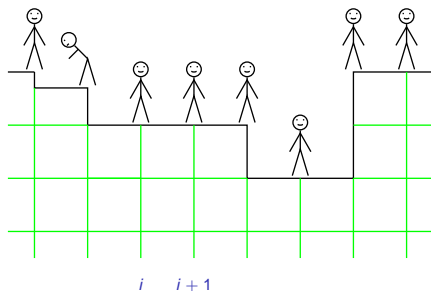
Poisson-type distribution; $\omega_i \in \mathbb{Z}$.

a brick is added **with rate** $p \cdot [r(\omega_i) + r(-\omega_{i+1})]$

a brick is removed **with rate** $q \cdot [r(-\omega_i) + r(\omega_{i+1})]$.

$$(r(\omega) \cdot r(1 - \omega) = 1; \quad r \text{ non-decreasing; } \quad q = 1 - p < p).$$

The asymmetric bricklayers process



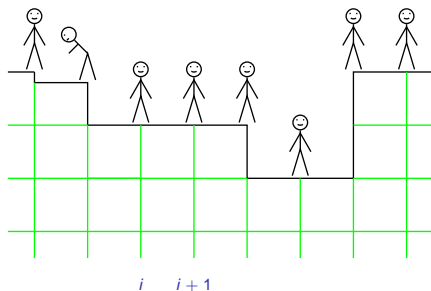
Poisson-type distribution; $\omega_i \in \mathbb{Z}$.

a brick is added with rate $p \cdot [r(\omega_i) + r(-\omega_{i+1})]$

a brick is removed with rate $q \cdot [r(-\omega_i) + r(\omega_{i+1})]$.

$$(r(\omega) \cdot r(1 - \omega) = 1; \quad r \text{ non-decreasing; } q = 1 - p < p).$$

The asymmetric bricklayers process



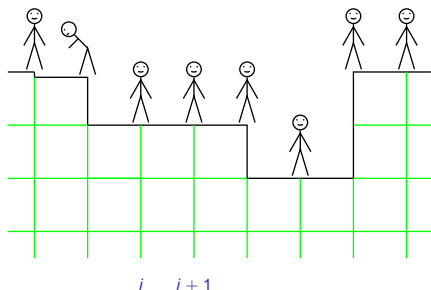
Poisson-type distribution; $\omega_i \in \mathbb{Z}$.

a brick is added **with rate** $p \cdot [r(\omega_i) + r(-\omega_{i+1})]$

a brick is removed **with rate** $q \cdot [r(-\omega_i) + r(\omega_{i+1})]$.

$$(r(\omega) \cdot r(1 - \omega) = 1; \quad r \text{ non-decreasing; } q = 1 - p < p).$$

The asymmetric bricklayers process



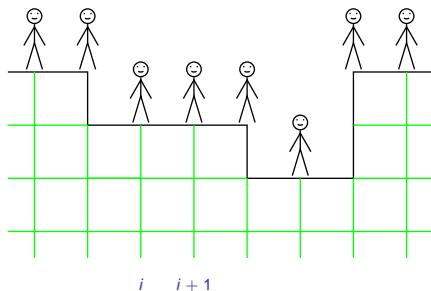
Poisson-type distribution; $\omega_i \in \mathbb{Z}$.

a brick is added with rate $p \cdot [r(\omega_i) + r(-\omega_{i+1})]$

a brick is removed with rate $q \cdot [r(-\omega_i) + r(\omega_{i+1})]$.

$$(r(\omega) \cdot r(1 - \omega) = 1; \quad r \text{ non-decreasing; } \quad q = 1 - p < p).$$

The asymmetric bricklayers process



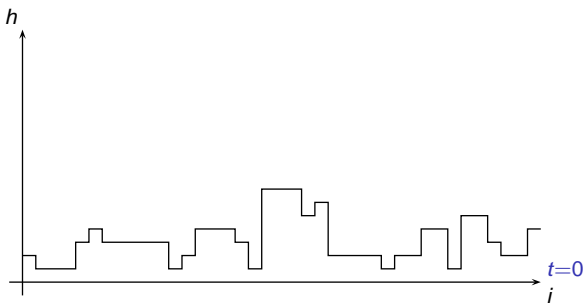
Poisson-type distribution; $\omega_i \in \mathbb{Z}$.

a brick is added with rate $p \cdot [r(\omega_i) + r(-\omega_{i+1})]$

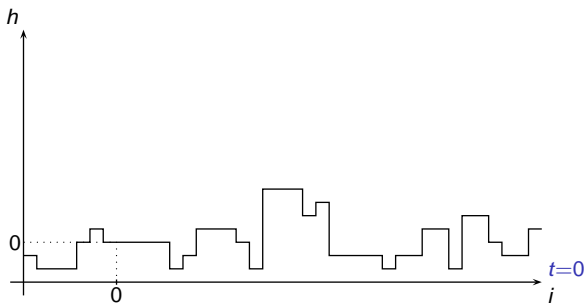
a brick is removed with rate $q \cdot [r(-\omega_i) + r(\omega_{i+1})]$.

$$(r(\omega) \cdot r(1 - \omega) = 1; \quad r \text{ non-decreasing; } \quad q = 1 - p < p).$$

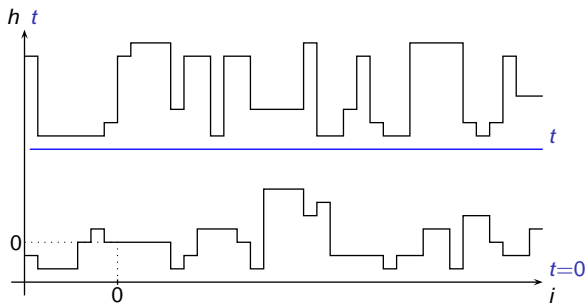
Integrated particle current



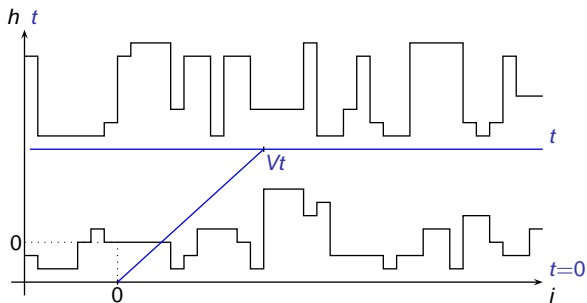
Integrated particle current



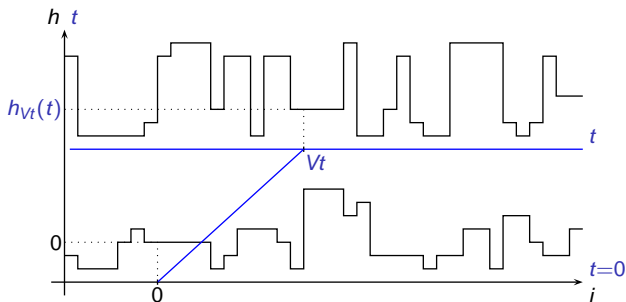
Integrated particle current



Integrated particle current



Integrated particle current



$h_{Vt}(t)$ = height as seen by a moving observer of velocity V .
 = net number of particles passing the window $s \mapsto Vs$.

(Remember: particle current = change in height.)

The question

... is the properties of $h_{Vt}(t)$ under the time-stationary evolution.

The question

... is the properties of $h_{Vt}(t)$ under the time-stationary evolution.

- ▶ $\mathbf{E}(h_{Vt}(t)) = t \cdot \mathbf{E}(\text{growth rate})$ is easily computed.

The question

... is the properties of $h_{V_t}(t)$ under the time-stationary evolution.

- ▶ $\mathbf{E}(h_{V_t}(t)) = t \cdot \mathbf{E}(\text{growth rate})$ is easily computed.
- ▶ Law of Large Numbers: $\frac{h_{V_t}(t)}{t} \xrightarrow[t \rightarrow \infty]{} \mathbf{E}(\text{growth rate})$ by ergodicity arguments.

The question

... is the properties of $h_{V_t}(t)$ under the time-stationary evolution.

- ▶ $\mathbf{E}(h_{V_t}(t)) = t \cdot \mathbf{E}(\text{growth rate})$ is easily computed.
- ▶ Law of Large Numbers: $\frac{h_{V_t}(t)}{t} \xrightarrow[t \rightarrow \infty]{} \mathbf{E}(\text{growth rate})$ by ergodicity arguments.
- ▶ $\mathbf{Var}(h_{V_t}(t))$? That is, time-order and scaling limit? Central Limit Theorem, if relevant at all?

The question

... is the properties of $h_{Vt}(t)$ under the time-stationary evolution.

- ▶ $\mathbf{E}(h_{Vt}(t)) = t \cdot \mathbf{E}(\text{growth rate})$ is easily computed.
- ▶ Law of Large Numbers: $\frac{h_{Vt}(t)}{t} \xrightarrow[t \rightarrow \infty]{} \mathbf{E}(\text{growth rate})$ by ergodicity arguments.
- ▶ $\mathbf{Var}(h_{Vt}(t))$? That is, time-order and scaling limit? Central Limit Theorem, if relevant at all?
- ▶ Distributional limit of $h_{Vt}(t)$ in the correct scaling?

The question

... is the properties of $h_{V_t}(t)$ under the time-stationary evolution.

- ▶ $\mathbf{E}(h_{V_t}(t)) = t \cdot \mathbf{E}(\text{growth rate})$ is easily computed.
- ▶ Law of Large Numbers: $\frac{h_{V_t}(t)}{t} \xrightarrow[t \rightarrow \infty]{} \mathbf{E}(\text{growth rate})$ by ergodicity arguments.
- ▶ **Var($h_{V_t}(t)$)? That is, time-order and scaling limit? Central Limit Theorem, if relevant at all?**
- ▶ Distributional limit of $h_{V_t}(t)$ in the correct scaling?

Hydrodynamics (very briefly)

The *density* $\varrho := \mathbf{E}(\omega)$ and the *hydrodynamic flux* $H := \mathbf{E}[\text{growth rate}]$ both depend on a parameter of the stationary distribution.

Hydrodynamics (very briefly)

The *density* $\varrho := \mathbf{E}(\omega)$ and the *hydrodynamic flux* $H := \mathbf{E}[\text{growth rate}]$ both depend on a parameter of the stationary distribution.

- ▶ $H(\varrho)$ is the *hydrodynamic flux function*.

Hydrodynamics (very briefly)

The *density* $\varrho := \mathbf{E}(\omega)$ and the *hydrodynamic flux* $H := \mathbf{E}[\text{growth rate}]$ both depend on a parameter of the stationary distribution.

- ▶ $H(\varrho)$ is the *hydrodynamic flux function*.
- ▶ If the process is *locally* in equilibrium, but changes over some *large scale* (variables $X = \varepsilon i$ and $T = \varepsilon t$), then

$$\partial_T \varrho(T, X) + \partial_X H(\varrho(T, X)) = 0 \quad (\text{conservation law}).$$

Hydrodynamics (very briefly)

The *density* $\varrho := \mathbf{E}(\omega)$ and the *hydrodynamic flux* $H := \mathbf{E}[\text{growth rate}]$ both depend on a parameter of the stationary distribution.

- ▶ $H(\varrho)$ is the *hydrodynamic flux function*.
- ▶ If the process is *locally* in equilibrium, but changes over some *large scale* (variables $X = \varepsilon i$ and $T = \varepsilon t$), then

$$\partial_T \varrho(T, X) + \partial_X H(\varrho(T, X)) = 0 \quad (\text{conservation law}).$$

- ▶ The *characteristics* is a path $X(T)$ where $\varrho(T, X(T))$ is constant.

Characteristics (very briefly)

$$\partial_T \varrho + \partial_X H(\varrho) = 0$$

Characteristics (very briefly)

$$\partial_T \varrho + \partial_X H(\varrho) = 0$$

$$\partial_T \varrho + H'(\varrho) \cdot \partial_X \varrho = 0 \quad (\text{while smooth})$$

Characteristics (very briefly)

$$\partial_T \varrho + \partial_X H(\varrho) = 0$$

$$\partial_T \varrho + H'(\varrho) \cdot \partial_X \varrho = 0 \quad (\text{while smooth})$$

$$\frac{d}{dT} \varrho(T, X(T)) = 0$$

Characteristics (very briefly)

$$\partial_T \varrho + \partial_X H(\varrho) = 0$$

$$\partial_T \varrho + H'(\varrho) \cdot \partial_X \varrho = 0 \quad (\text{while smooth})$$

$$\partial_T \varrho + \dot{X}(T) \cdot \partial_X \varrho = \frac{d}{dT} \varrho(T, X(T)) = 0$$

Characteristics (very briefly)

$$\partial_T \varrho + \partial_X H(\varrho) = 0$$

$$\partial_T \varrho + H'(\varrho) \cdot \partial_X \varrho = 0 \quad (\text{while smooth})$$

$$\partial_T \varrho + \dot{X}(T) \cdot \partial_X \varrho = \frac{d}{dT} \varrho(T, X(T)) = 0$$

Characteristics (very briefly)

$$\partial_T \varrho + \partial_X H(\varrho) = 0$$

$$\partial_T \varrho + H'(\varrho) \cdot \partial_X \varrho = 0 \quad (\text{while smooth})$$

$$\partial_T \varrho + \dot{X}(T) \cdot \partial_X \varrho = \frac{d}{dT} \varrho(T, X(T)) = 0$$

So, $\dot{X}(T) = H'(\varrho) =: C$ is the *characteristic speed*.

Characteristics (very briefly)

$$\partial_T \varrho + \partial_X H(\varrho) = 0$$

$$\partial_T \varrho + H'(\varrho) \cdot \partial_X \varrho = 0 \quad (\text{while smooth})$$

$$\partial_T \varrho + \dot{X}(T) \cdot \partial_X \varrho = \frac{d}{dT} \varrho(T, X(T)) = 0$$

So, $\dot{X}(T) = H'(\varrho) =: C$ is the *characteristic speed*.

If $H(\varrho)$ is convex or concave, then *the Rankine-Hugoniot speed for densities ϱ and λ* is

$$R = \frac{H(\varrho) - H(\lambda)}{\varrho - \lambda}.$$

Characteristics (very briefly)

$$\partial_T \varrho + \partial_X H(\varrho) = 0$$

$$\partial_T \varrho + H'(\varrho) \cdot \partial_X \varrho = 0 \quad (\text{while smooth})$$

$$\partial_T \varrho + \dot{X}(T) \cdot \partial_X \varrho = \frac{d}{dT} \varrho(T, X(T)) = 0$$

So, $\dot{X}(T) = H'(\varrho) =: C$ is the *characteristic speed*.

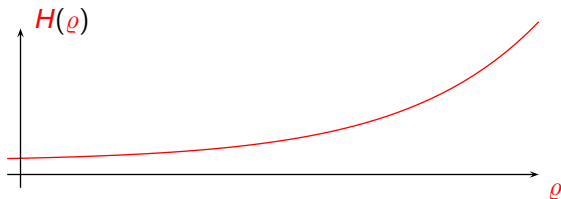
If $H(\varrho)$ is convex or concave, then *the Rankine-Hugoniot speed for densities ϱ and λ is*

$$R = \frac{H(\varrho) - H(\lambda)}{\varrho - \lambda}.$$

This would be the speed of a shock of densities ϱ and λ .

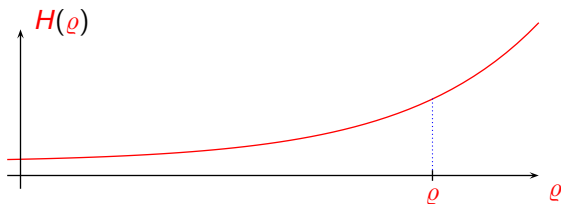
Characteristics (very briefly)

Convex flux (some cases of AZRP, ABLP):



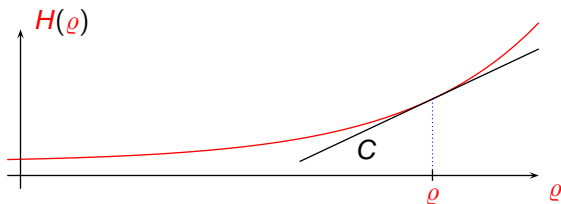
Characteristics (very briefly)

Convex flux (some cases of AZRP, ABLP):



Characteristics (very briefly)

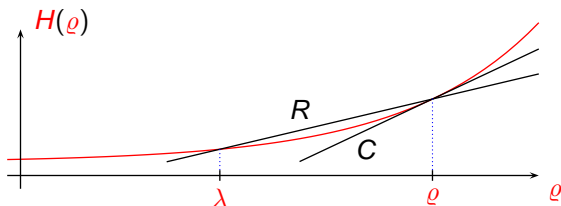
Convex flux (some cases of AZRP, ABLP):



$$C = H'(\rho)$$

Characteristics (very briefly)

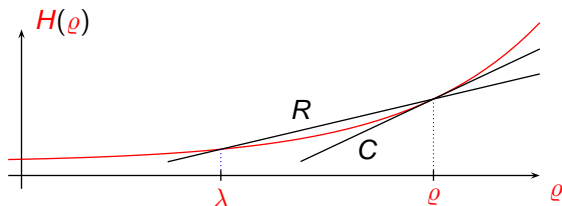
Convex flux (some cases of AZRP, ABLP):



$$C = H'(\rho) \quad R = \frac{H(\rho) - H(\lambda)}{\rho - \lambda}$$

Characteristics (very briefly)

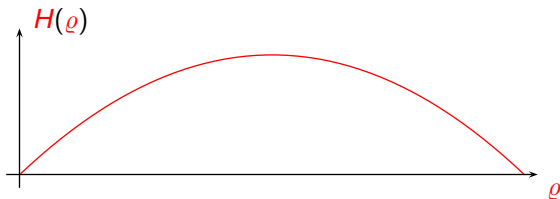
Convex flux (some cases of AZRP, ABLP):



$$C = H'(\rho) > R = \frac{H(\rho) - H(\lambda)}{\rho - \lambda}$$

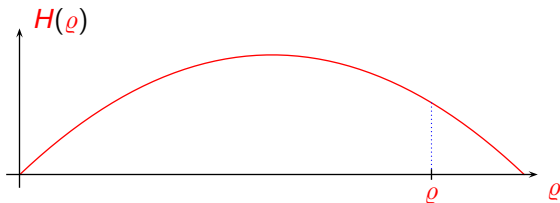
Characteristics (very briefly)

Concave flux (ASEP, AZRP):



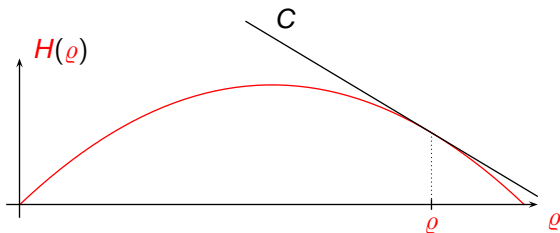
Characteristics (very briefly)

Concave flux (ASEP, AZRP):



Characteristics (very briefly)

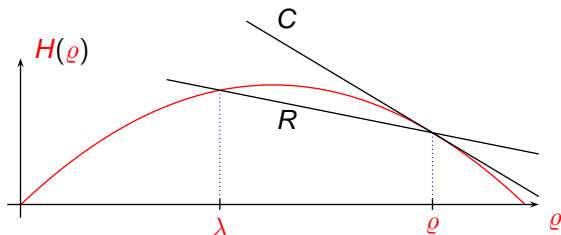
Concave flux (ASEP, AZRP):



$$C = H'(\rho)$$

Characteristics (very briefly)

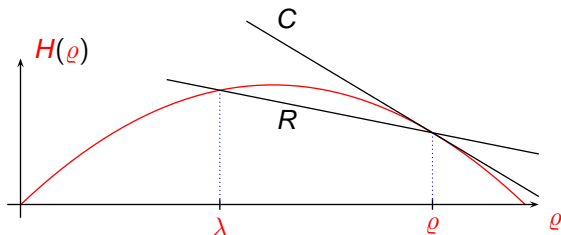
Concave flux (ASEP, AZRP):



$$C = H'(\rho) \quad R = \frac{H(\rho) - H(\lambda)}{\rho - \lambda}$$

Characteristics (very briefly)

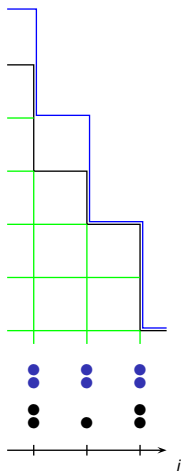
Concave flux (ASEP, AZRP):



$$C = H'(\rho) < R = \frac{H(\rho) - H(\lambda)}{\rho - \lambda}$$

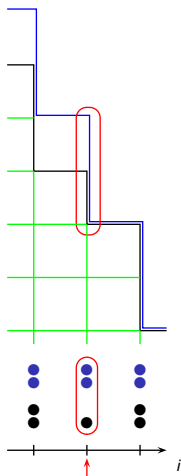
Tool: the second class particle

States ω and ω' only differ at one site.



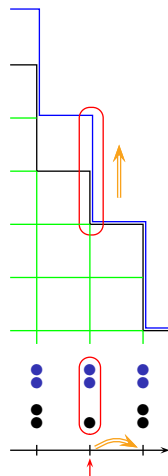
Tool: the second class particle

States ω and ω' only differ at one site.



Tool: the second class particle

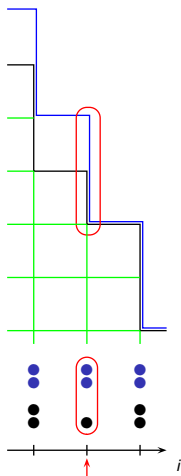
States ω and ω' only differ at one site.



Growth on the right:
 $\text{rate}_{\leq} \text{rate}$

Tool: the second class particle

States ω and ω' only differ at one site.



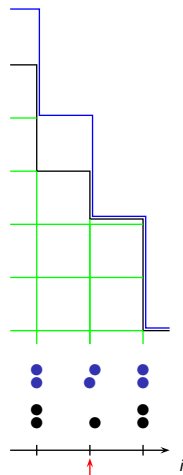
Growth on the right:

$\text{rate} \leq \text{rate}$

with rate:

Tool: the second class particle

States ω and ω' only differ at one site.



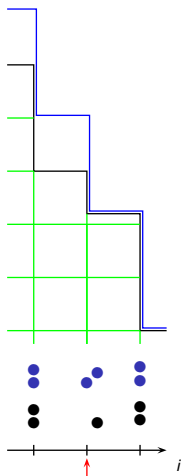
Growth on the right:

$\text{rate} \leq \text{rate}$

with rate:

Tool: the second class particle

States ω and ω' only differ at one site.



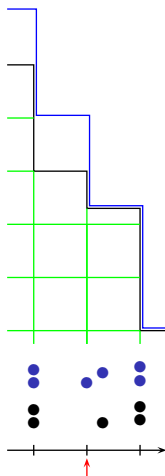
Growth on the right:

$\text{rate} \leq \text{rate}$

with rate:

Tool: the second class particle

States ω and ω' only differ at one site.



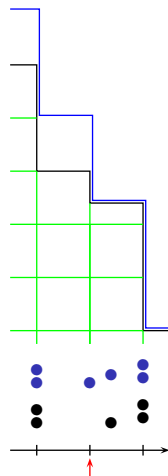
Growth on the right:

$\text{rate} \leq \text{rate}$

with rate:

Tool: the second class particle

States ω and ω' only differ at one site.



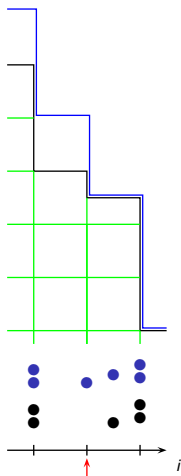
Growth on the right:

$\text{rate} \leq \text{rate}$

with rate:

Tool: the second class particle

States ω and ω' only differ at one site.



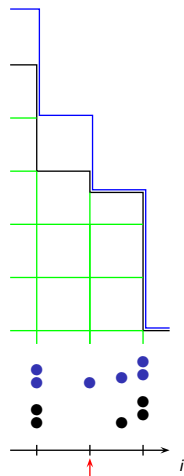
Growth on the right:

$\text{rate} \leq \text{rate}$

with rate:

Tool: the second class particle

States ω and ω' only differ at one site.



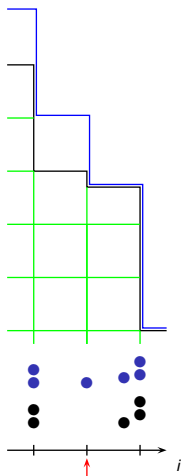
Growth on the right:

$\text{rate} \leq \text{rate}$

with rate:

Tool: the second class particle

States ω and ω' only differ at one site.



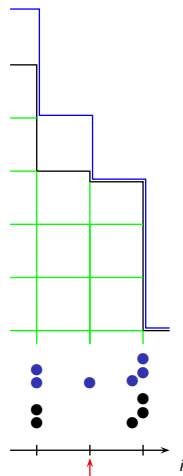
Growth on the right:

$\text{rate} \leq \text{rate}$

with rate:

Tool: the second class particle

States ω and ω' only differ at one site.



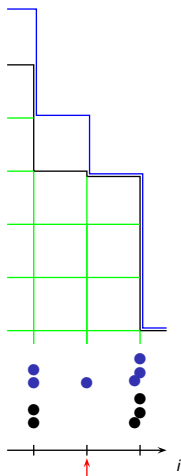
Growth on the right:

$\text{rate} \leq \text{rate}$

with rate:

Tool: the second class particle

States ω and ω' only differ at one site.



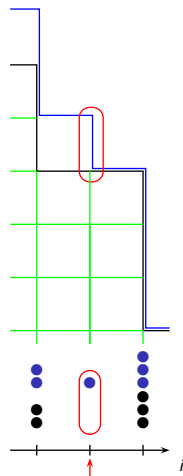
Growth on the right:

$\text{rate} \leq \text{rate}$

with rate:

Tool: the second class particle

States ω and ω' only differ at one site.



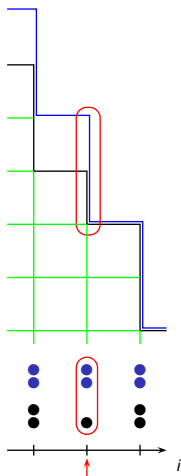
Growth on the right:

$\text{rate} \leq \text{rate}$

with rate:

Tool: the second class particle

States ω and ω' only differ at one site.



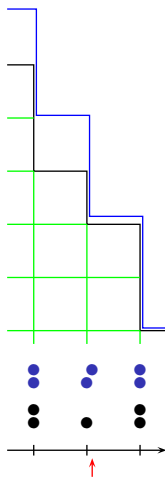
Growth on the right:

$\text{rate} \leq \text{rate}$

with $\text{rate} - \text{rate}$:

Tool: the second class particle

States ω and ω' only differ at one site.



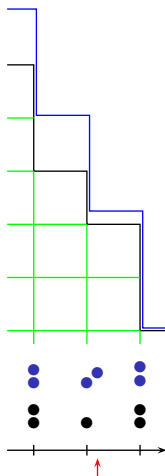
Growth on the right:

$\text{rate} \leq \text{rate}$

with $\text{rate} - \text{rate}$:

Tool: the second class particle

States ω and ω' only differ at one site.



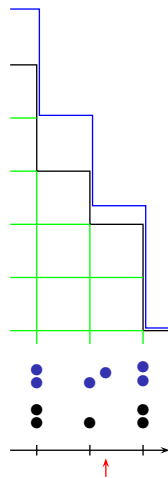
Growth on the right:

$\text{rate} \leq \text{rate}$

with $\text{rate} - \text{rate}$:

Tool: the second class particle

States ω and ω' only differ at one site.



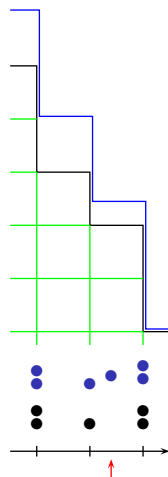
Growth on the right:

$\text{rate} \leq \text{rate}$

with $\text{rate} - \text{rate}$:

Tool: the second class particle

States ω and ω' only differ at one site.



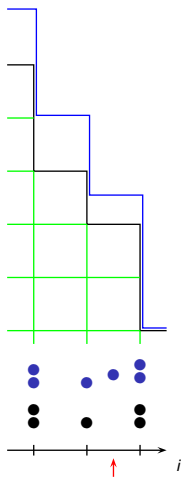
Growth on the right:

$\text{rate} \leq \text{rate}$

with $\text{rate} - \text{rate}$:

Tool: the second class particle

States ω and ω' only differ at one site.



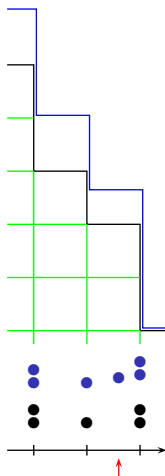
Growth on the right:

$\text{rate} \leq \text{rate}$

with $\text{rate} - \text{rate}$:

Tool: the second class particle

States ω and ω' only differ at one site.



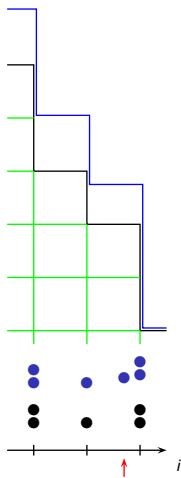
Growth on the right:

$\text{rate} \leq \text{rate}$

with $\text{rate} - \text{rate}$:

Tool: the second class particle

States ω and ω' only differ at one site.



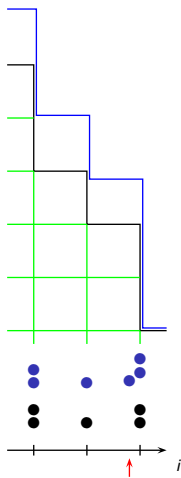
Growth on the right:

$\text{rate} \leq \text{rate}$

with $\text{rate} - \text{rate}$:

Tool: the second class particle

States ω and ω' only differ at one site.



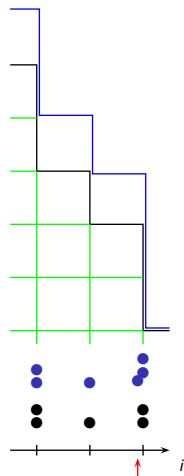
Growth on the right:

$\text{rate} \leq \text{rate}$

with $\text{rate} - \text{rate}$:

Tool: the second class particle

States ω and ω' only differ at one site.



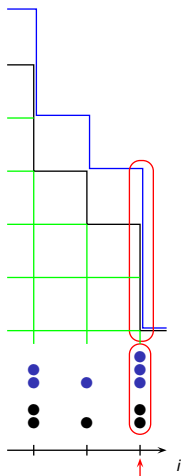
Growth on the right:

$\text{rate} \leq \text{rate}$

with $\text{rate} - \text{rate}$:

Tool: the second class particle

States ω and ω' only differ at one site.



Growth on the right:

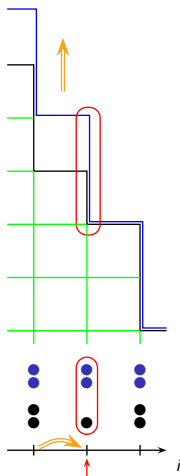
$\text{rate} \leq \text{rate}$

with $\text{rate} - \text{rate}$:

Tool: the second class particle

States ω and ω' only differ at one site.

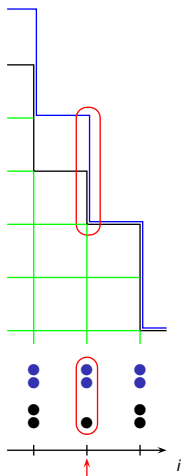
Growth on the left:
rate \geq rate



Tool: the second class particle

States ω and ω' only differ at one site.

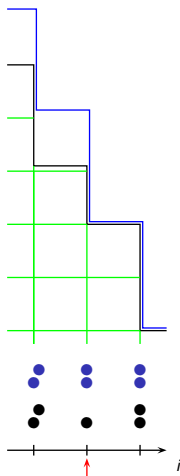
Growth on the left:
 $\text{rate} \geq \text{rate}$
 with rate :



Tool: the second class particle

States ω and ω' only differ at one site.

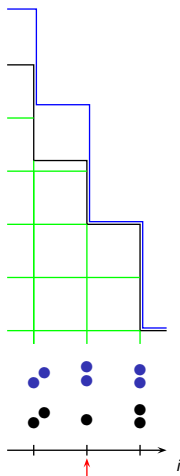
Growth on the left:
 $\text{rate} \geq \text{rate}$
 with rate :



Tool: the second class particle

States ω and ω' only differ at one site.

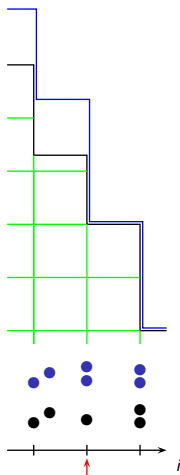
Growth on the left:
 $\text{rate} \geq \text{rate}$
 with rate :



Tool: the second class particle

States ω and ω' only differ at one site.

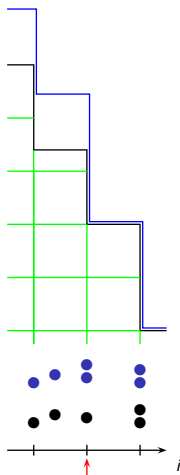
Growth on the left:
 $\text{rate} \geq \text{rate}$
 with rate :



Tool: the second class particle

States ω and ω' only differ at one site.

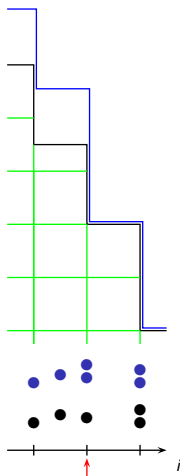
Growth on the left:
 $\text{rate} \geq \text{rate}$
 with rate :



Tool: the second class particle

States ω and ω' only differ at one site.

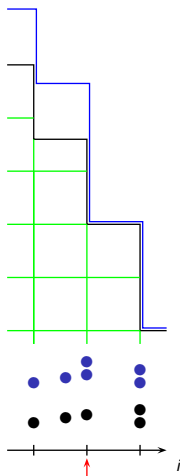
Growth on the left:
 $\text{rate} \geq \text{rate}$
 with rate :



Tool: the second class particle

States ω and ω' only differ at one site.

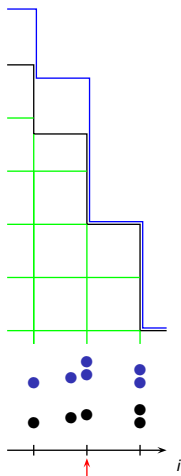
Growth on the left:
 $\text{rate} \geq \text{rate}$
 with rate :



Tool: the second class particle

States ω and ω' only differ at one site.

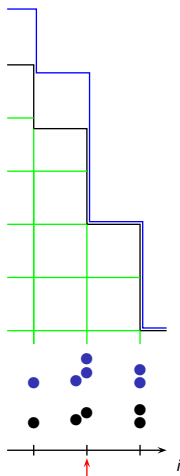
Growth on the left:
 $\text{rate} \geq \text{rate}$
 with rate :



Tool: the second class particle

States ω and ω' only differ at one site.

Growth on the left:
 $\text{rate} \geq \text{rate}$
 with rate :



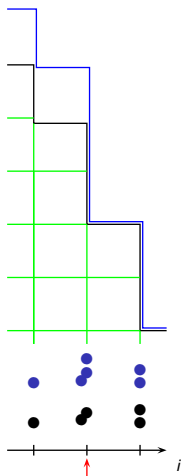
Tool: the second class particle

States ω and ω' only differ at one site.

Growth on the left:

rate \geq rate

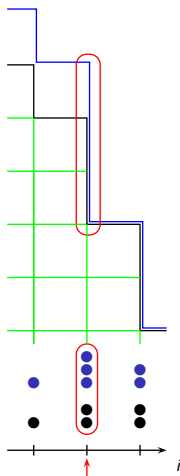
with rate:



Tool: the second class particle

States ω and ω' only differ at one site.

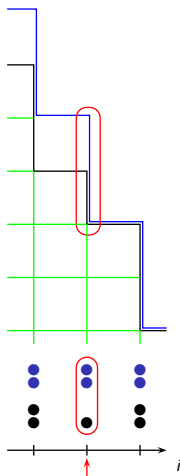
Growth on the left:
 $\text{rate} \geq \text{rate}$
 with rate :



Tool: the second class particle

States ω and ω' only differ at one site.

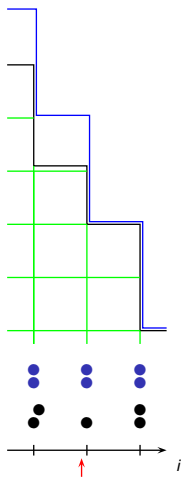
Growth on the left:
 $\text{rate} \geq \text{rate}$
 with $\text{rate} - \text{rate}$:



Tool: the second class particle

States ω and ω' only differ at one site.

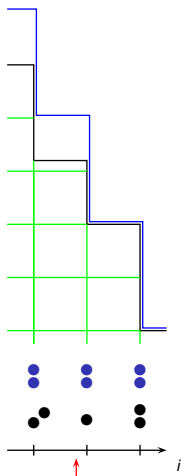
Growth on the left:
 $\text{rate} \geq \text{rate}$
 with $\text{rate} - \text{rate}$:



Tool: the second class particle

States ω and ω' only differ at one site.

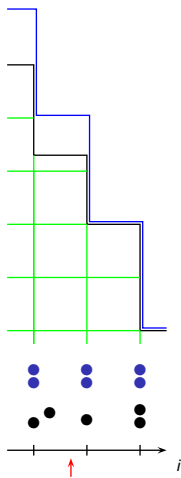
Growth on the left:
 $\text{rate} \geq \text{rate}$
 with $\text{rate} - \text{rate}$:



Tool: the second class particle

States ω and ω' only differ at one site.

Growth on the left:
 $\text{rate} \geq \text{rate}$
 with $\text{rate} - \text{rate}$:



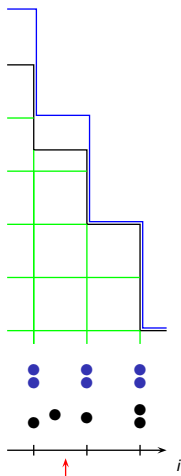
Tool: the second class particle

States ω and ω' only differ at one site.

Growth on the left:

$\text{rate} \geq \text{rate}$

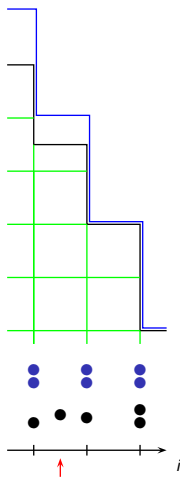
with $\text{rate} - \text{rate}$:



Tool: the second class particle

States ω and ω' only differ at one site.

Growth on the left:
 $\text{rate} \geq \text{rate}$
 with $\text{rate} - \text{rate}$:



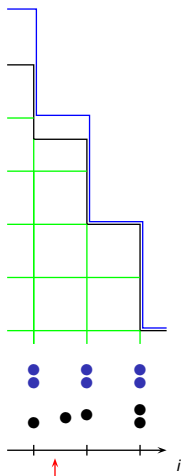
Tool: the second class particle

States ω and ω' only differ at one site.

Growth on the left:

$\text{rate} \geq \text{rate}$

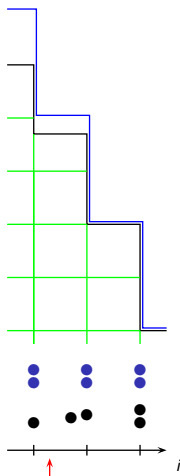
with $\text{rate} - \text{rate}$:



Tool: the second class particle

States ω and ω' only differ at one site.

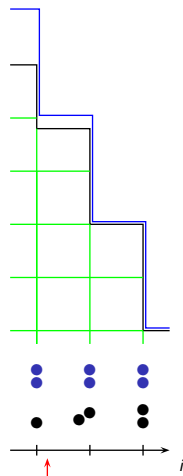
Growth on the left:
 $\text{rate} \geq \text{rate}$
 with $\text{rate} - \text{rate}$:



Tool: the second class particle

States ω and ω' only differ at one site.

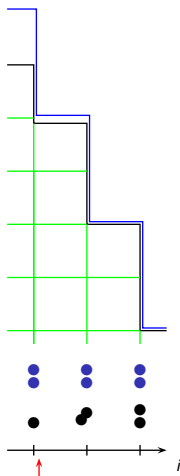
Growth on the left:
 $\text{rate} \geq \text{rate}$
 with $\text{rate} - \text{rate}$:



Tool: the second class particle

States ω and ω' only differ at one site.

Growth on the left:
 $\text{rate} \geq \text{rate}$
 with $\text{rate} - \text{rate}$:



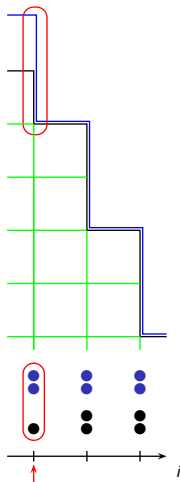
Tool: the second class particle

States ω and $\tilde{\omega}$ only differ at one site.

Growth on the left:

rate \geq rate

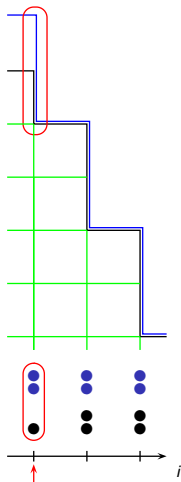
with rate-rate:



Tool: the second class particle

States ω and $\tilde{\omega}$ only differ at one site.

Growth on the left:
 $\text{rate} \geq \text{rate}$
 with $\text{rate} - \text{rate}$:



A single discrepancy \uparrow , the *second class particle*, is conserved.
 Its position at time t is $Q(t)$.

Tool: the second class particle

Theorem (B. - Seppäläinen; also ideas from B. Tóth, H. Spohn and M. Prähofer)

Started from (*almost*) equilibrium,

$$\mathbf{E}(Q(t)) = C \cdot t$$

in the whole family of processes.

Tool: the second class particle

Theorem (B. - Seppäläinen; also ideas from B. Tóth, H. Spohn and M. Prähofer)

Started from (*almost*) equilibrium,

$$\mathbf{E}(Q(t)) = C \cdot t$$

in the whole family of processes.

C is the **characteristic speed**.

Tool: the second class particle

Theorem (B. - Seppäläinen; also ideas from B. Tóth, H. Spohn and M. Prähofer)

Started from (*almost*) equilibrium,

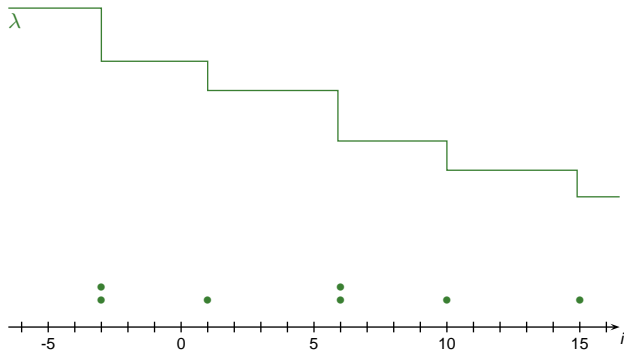
$$\mathbf{E}(Q(t)) = C \cdot t$$

in the whole family of processes.

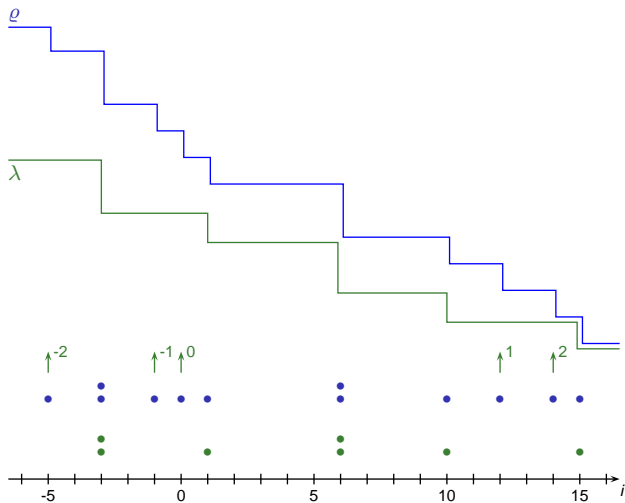
C is the **characteristic speed**.

The second class particle follows the characteristics, people have known this for a long time.

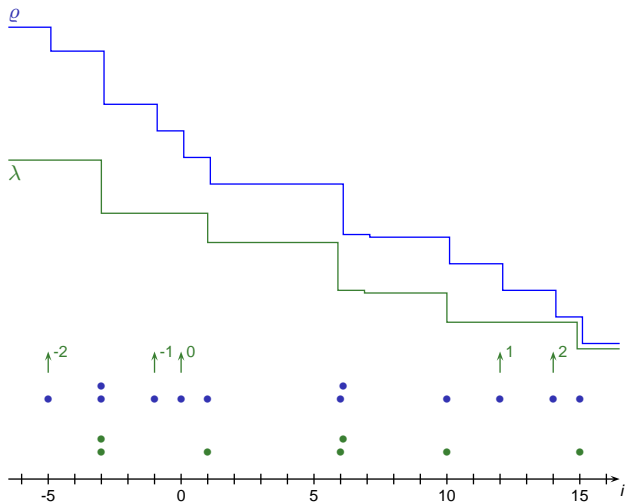
Many second class particles



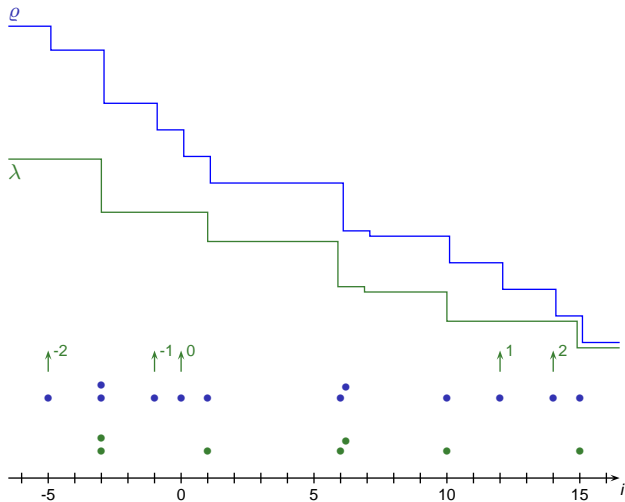
Many second class particles



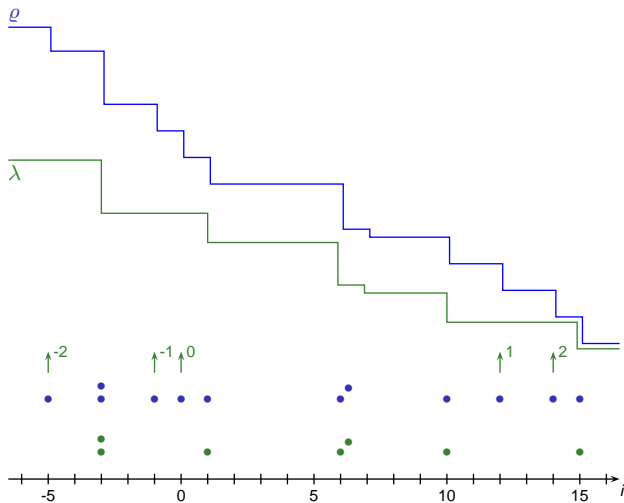
Many second class particles



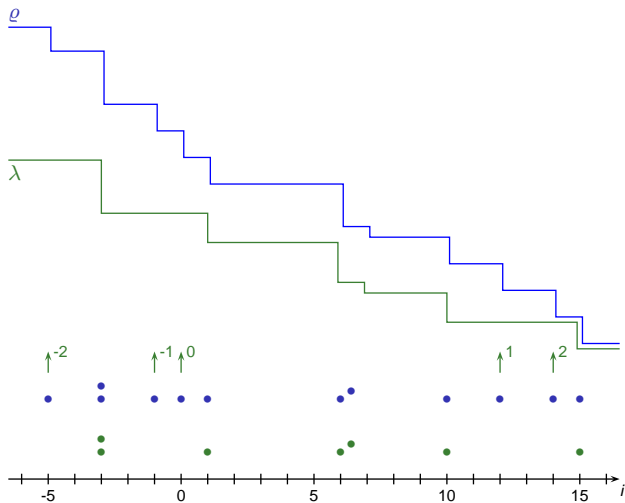
Many second class particles



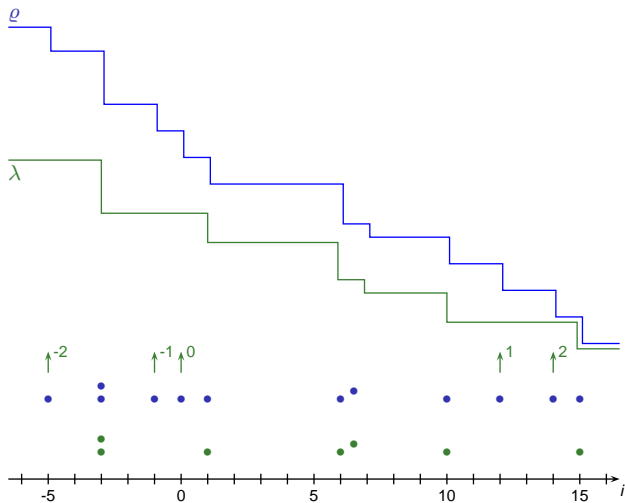
Many second class particles



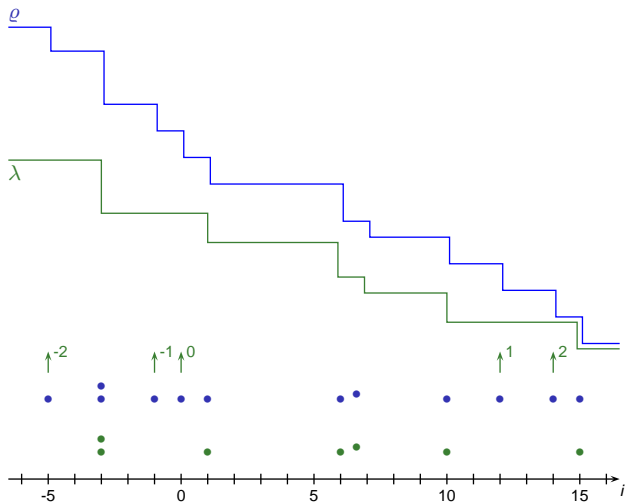
Many second class particles



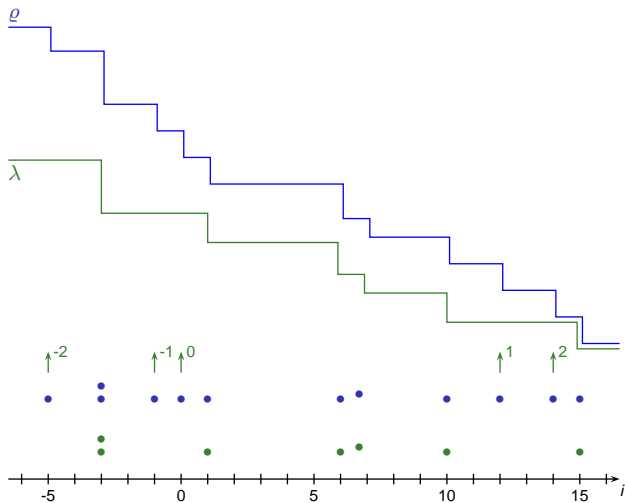
Many second class particles



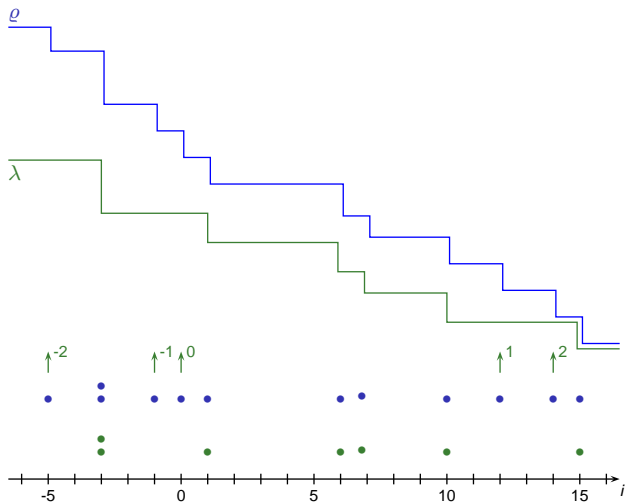
Many second class particles



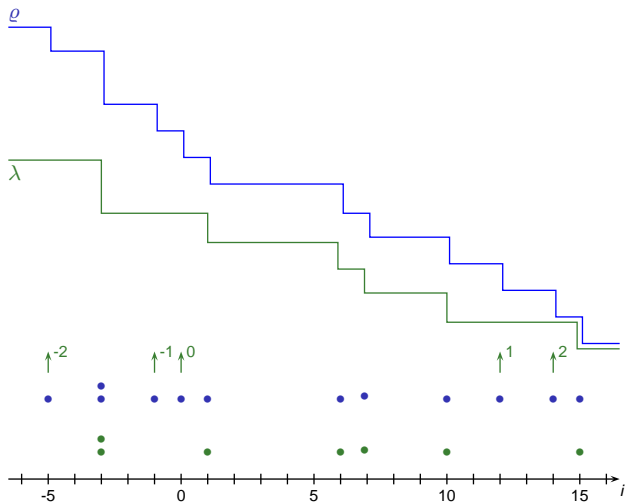
Many second class particles



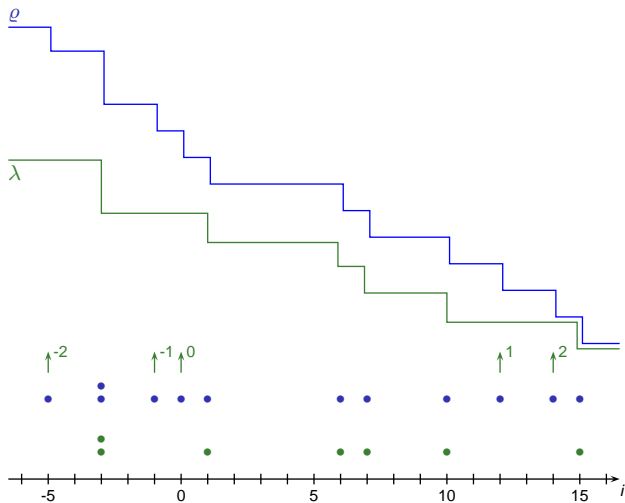
Many second class particles



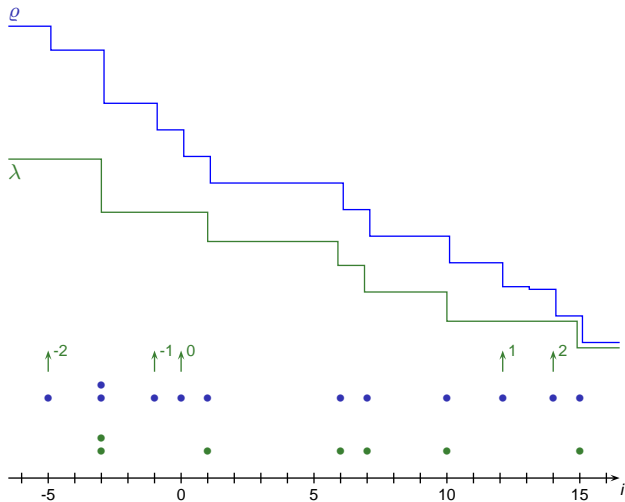
Many second class particles



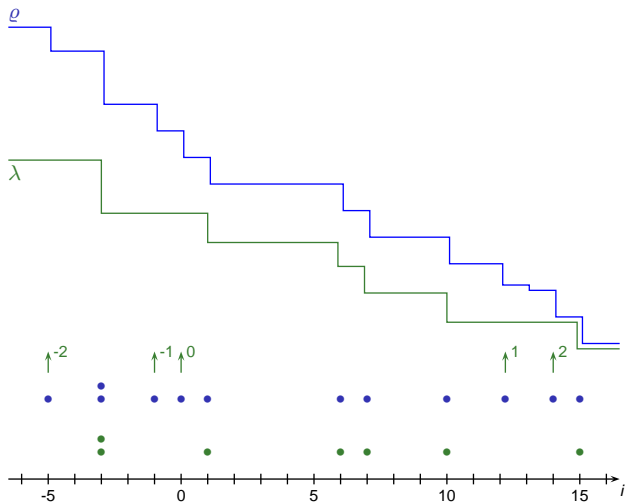
Many second class particles



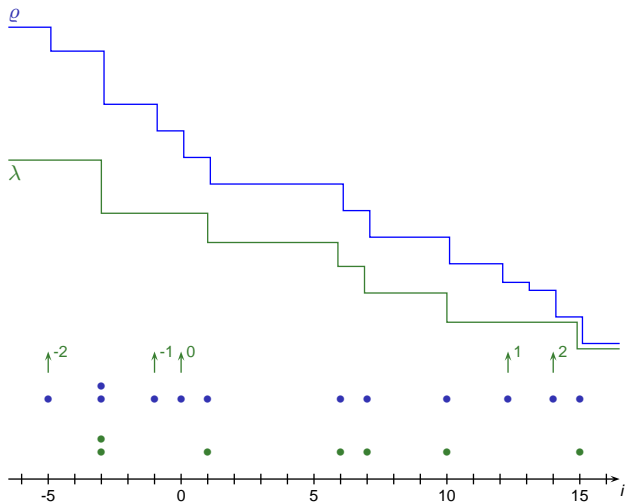
Many second class particles



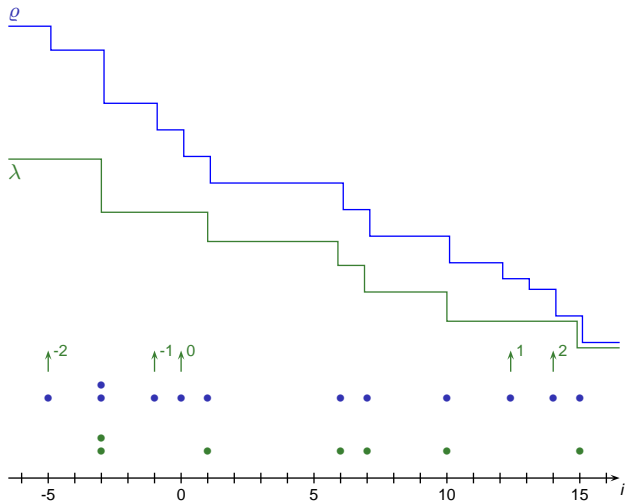
Many second class particles



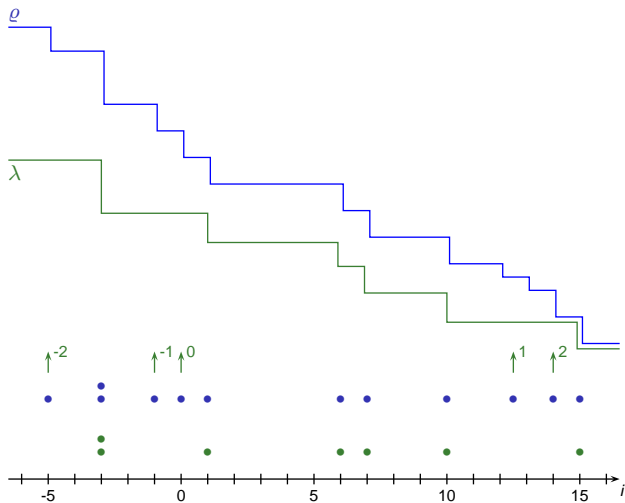
Many second class particles



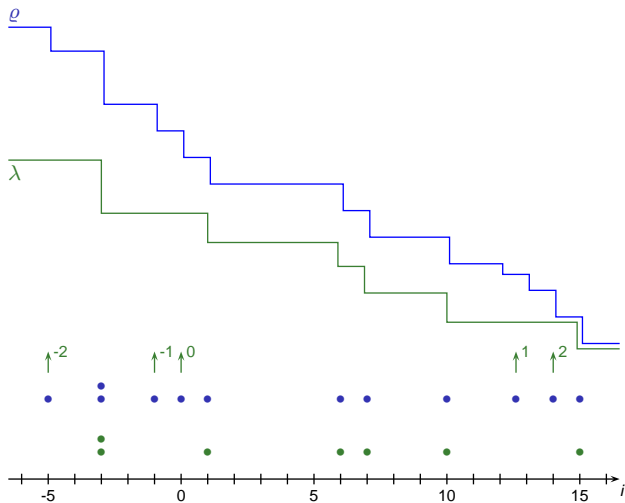
Many second class particles



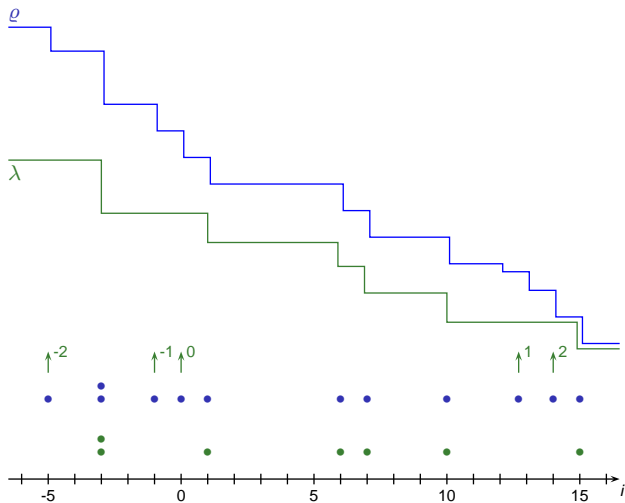
Many second class particles



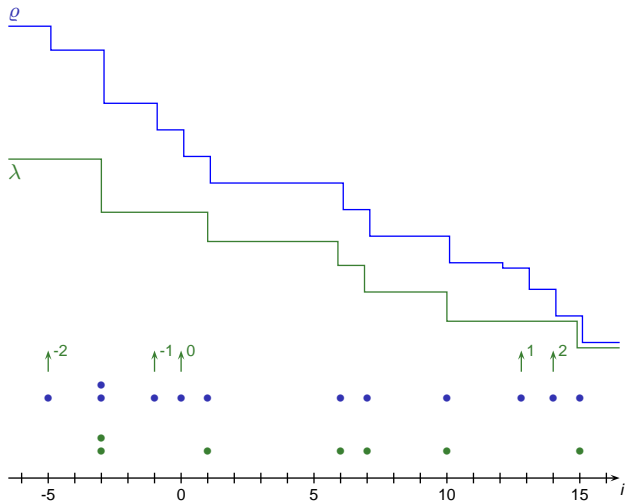
Many second class particles



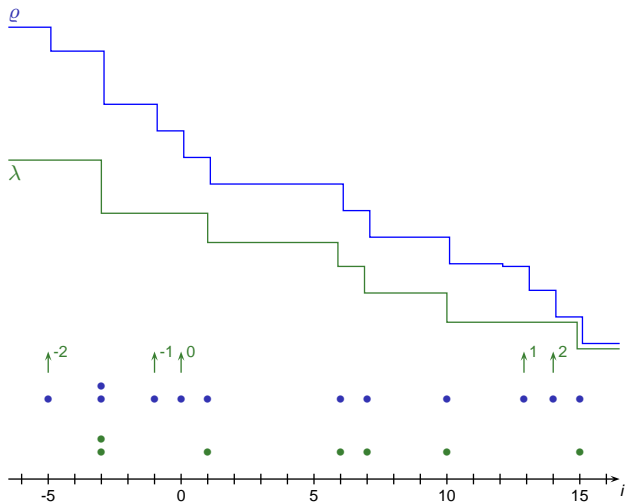
Many second class particles



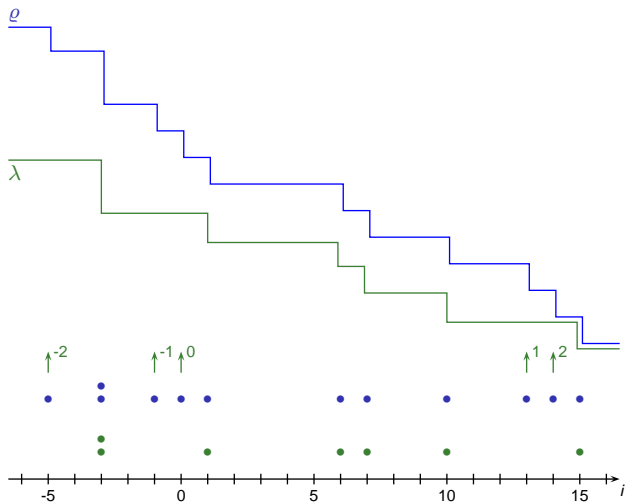
Many second class particles



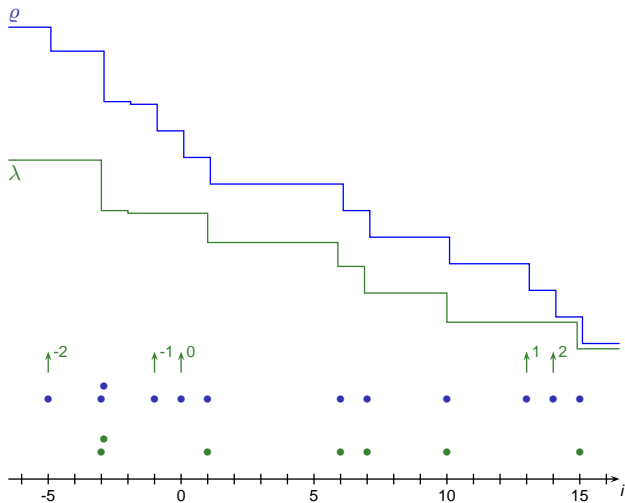
Many second class particles



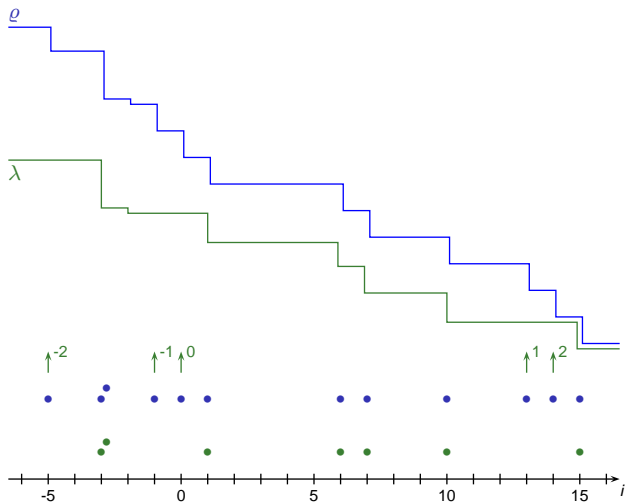
Many second class particles



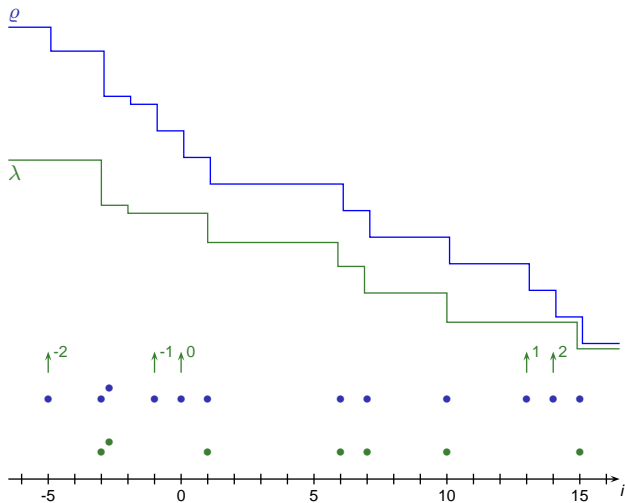
Many second class particles



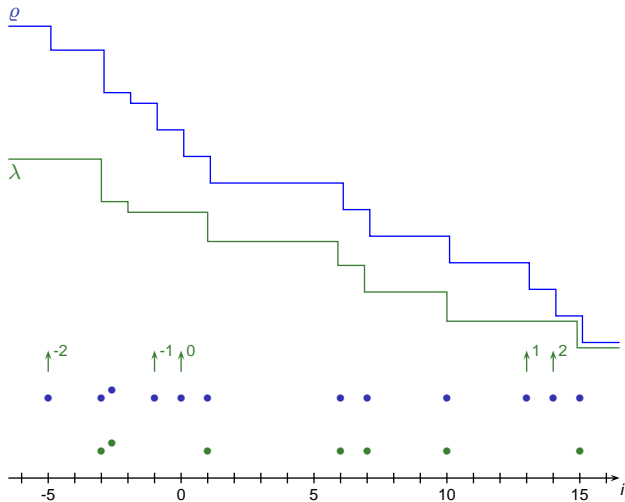
Many second class particles



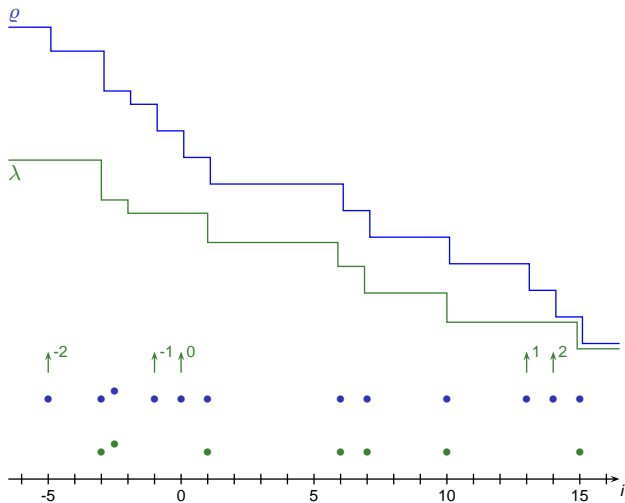
Many second class particles



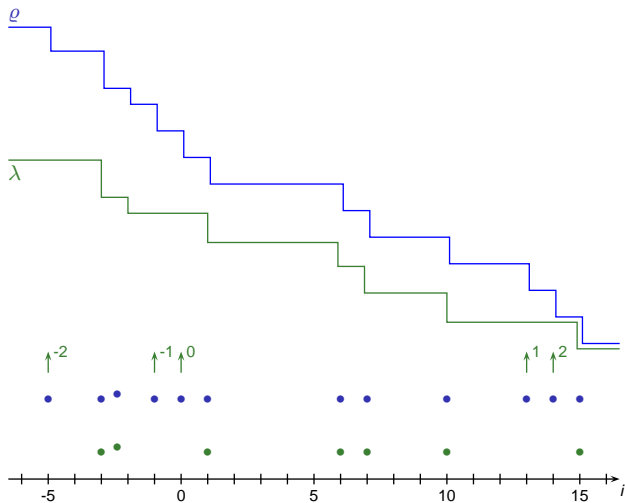
Many second class particles



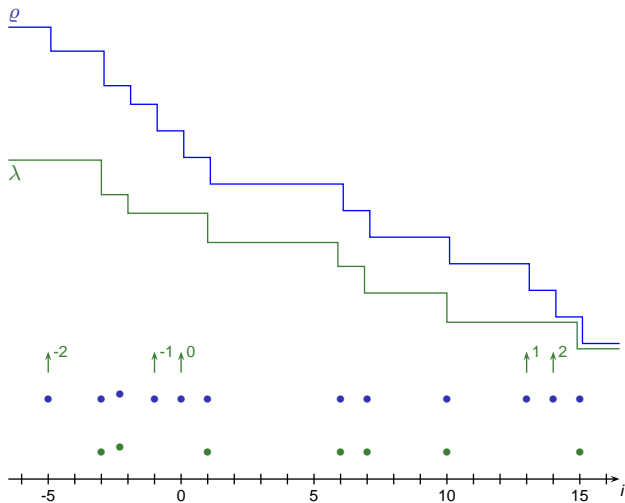
Many second class particles



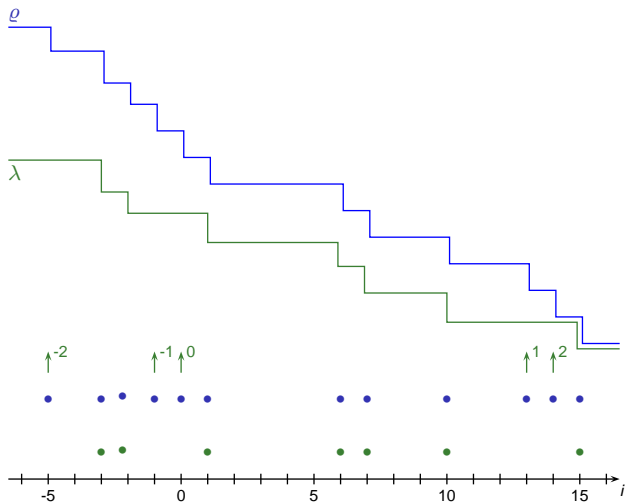
Many second class particles



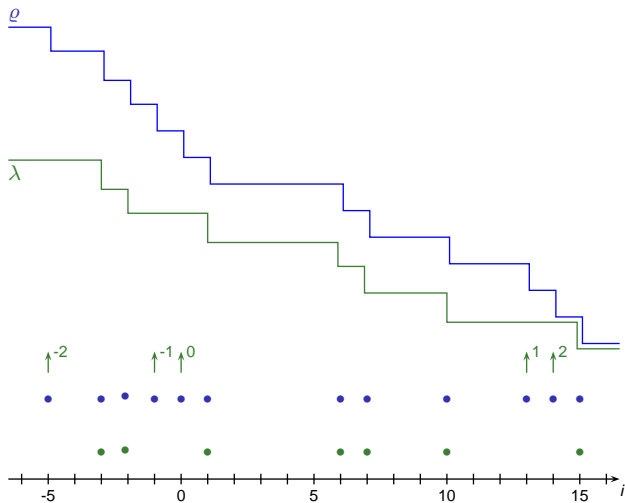
Many second class particles



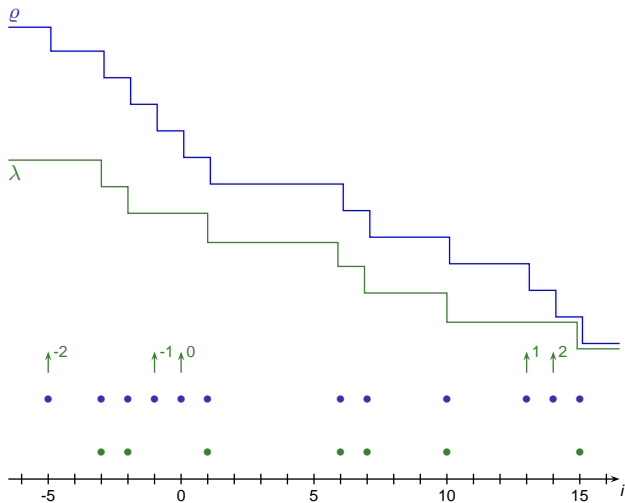
Many second class particles



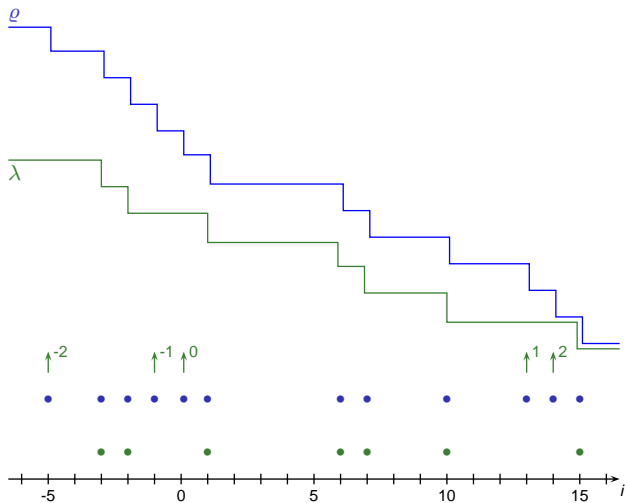
Many second class particles



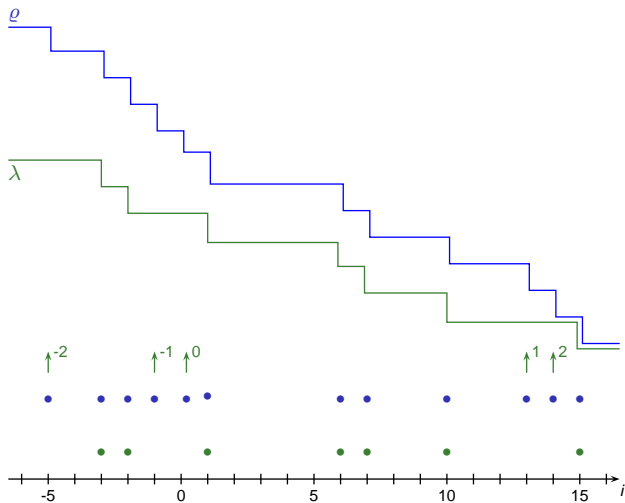
Many second class particles



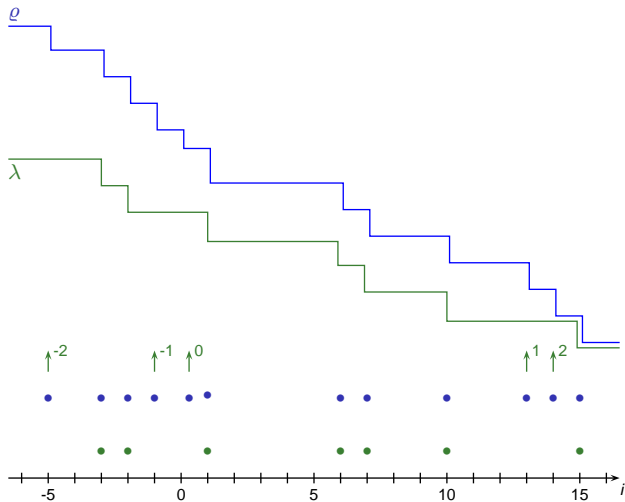
Many second class particles



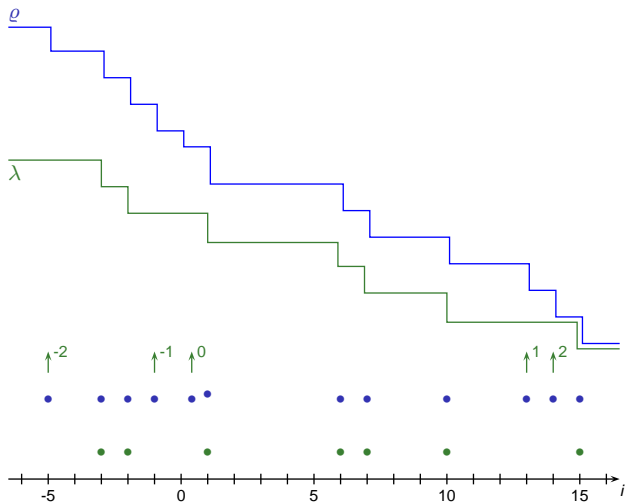
Many second class particles



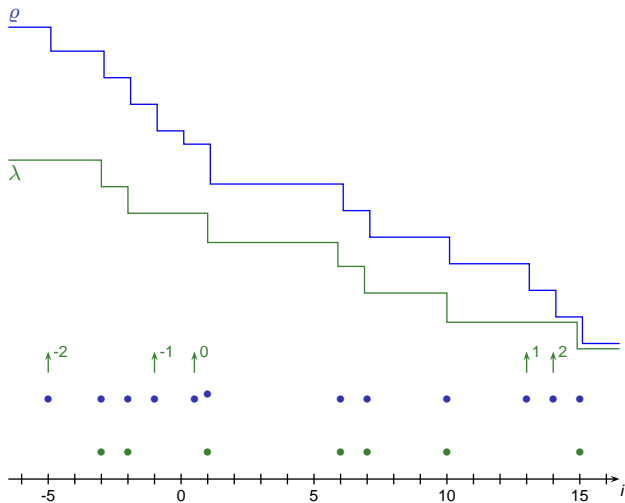
Many second class particles



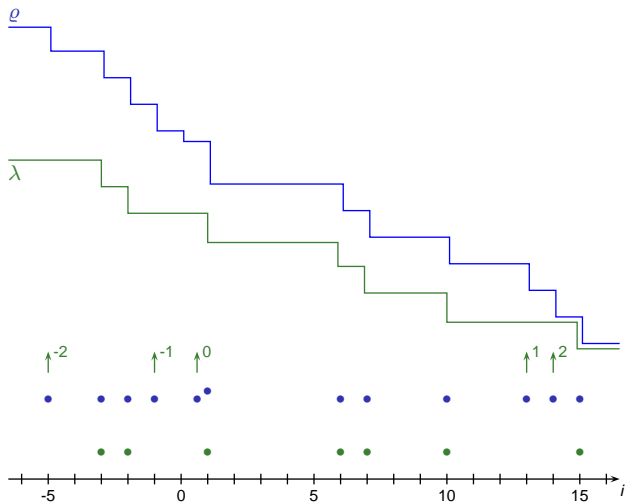
Many second class particles



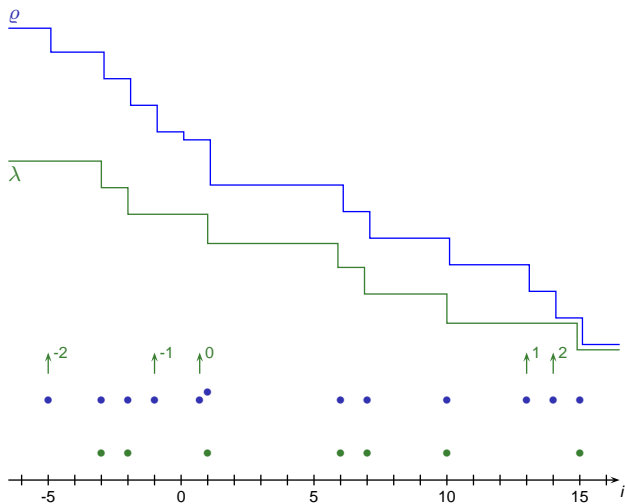
Many second class particles



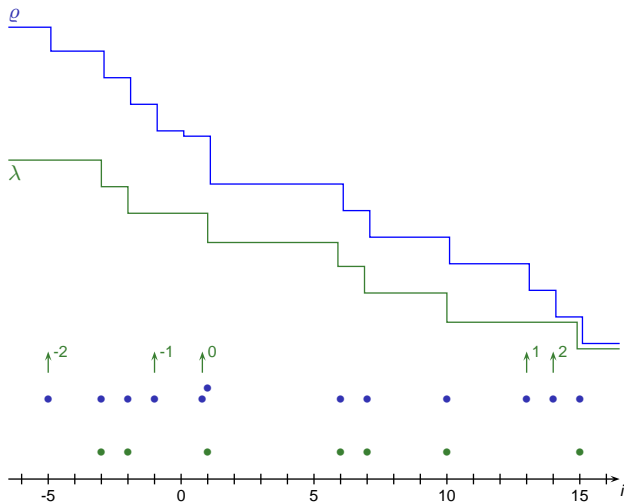
Many second class particles



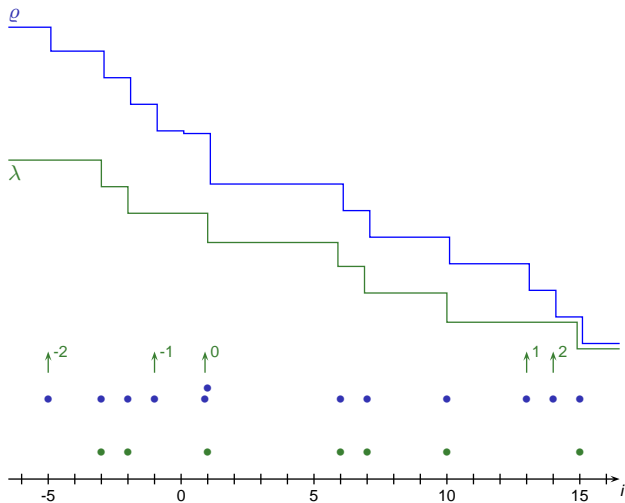
Many second class particles



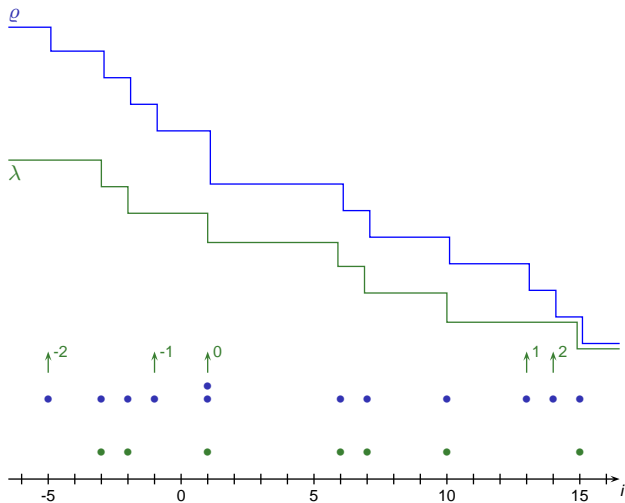
Many second class particles



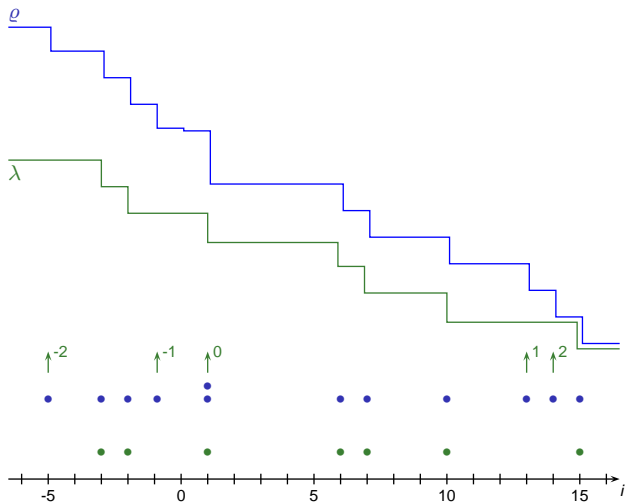
Many second class particles



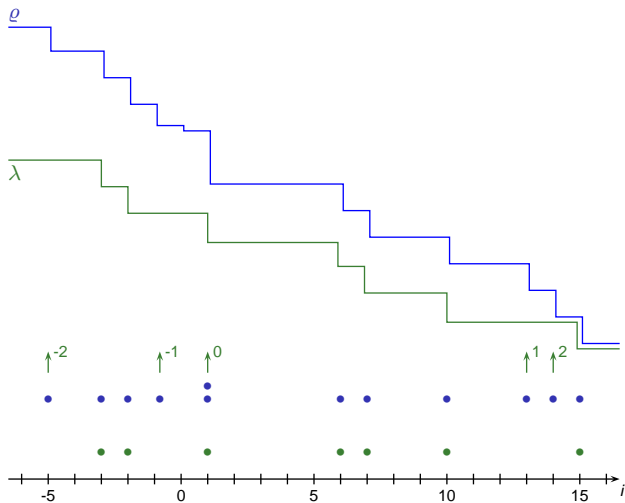
Many second class particles



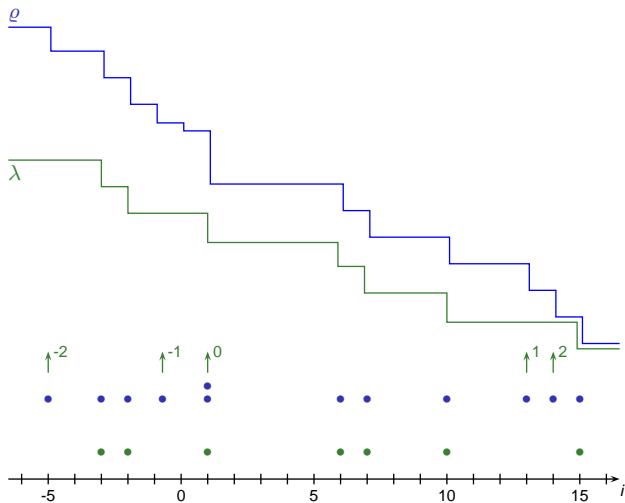
Many second class particles



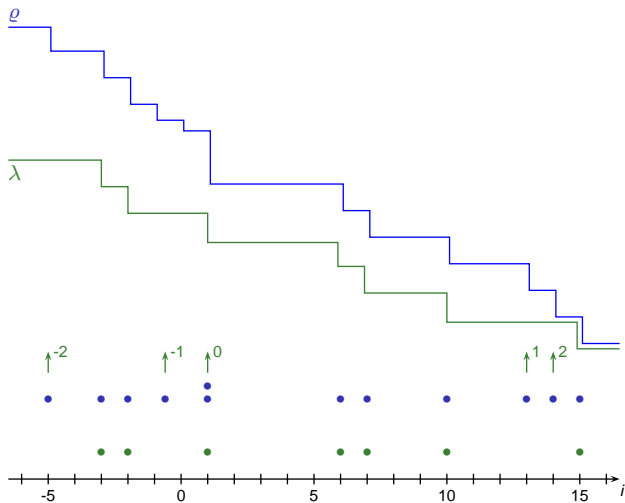
Many second class particles



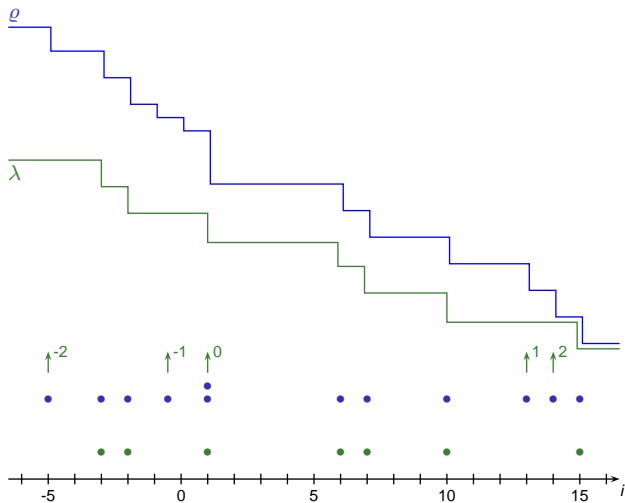
Many second class particles



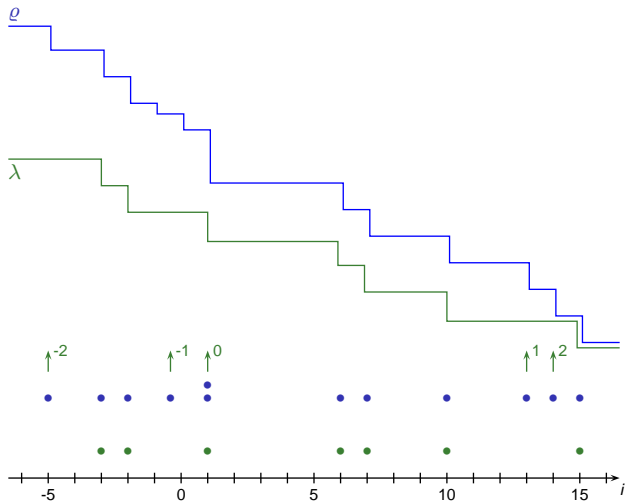
Many second class particles



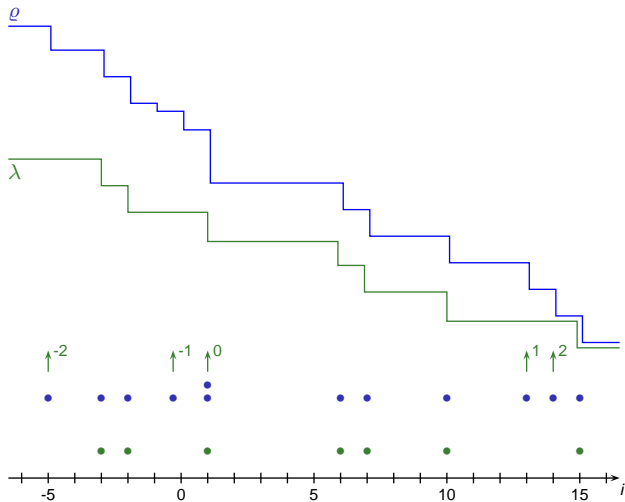
Many second class particles



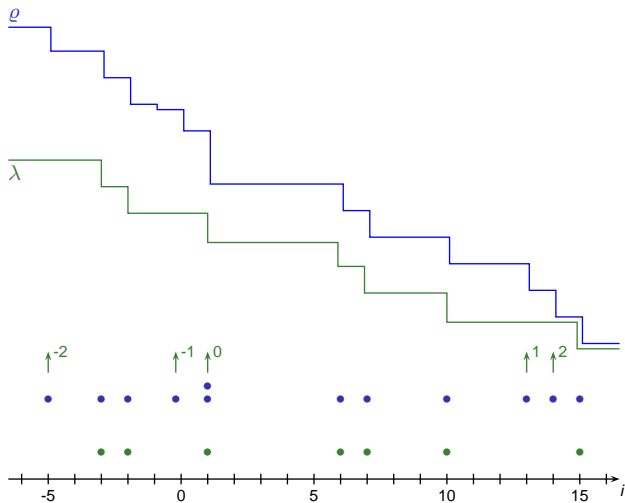
Many second class particles



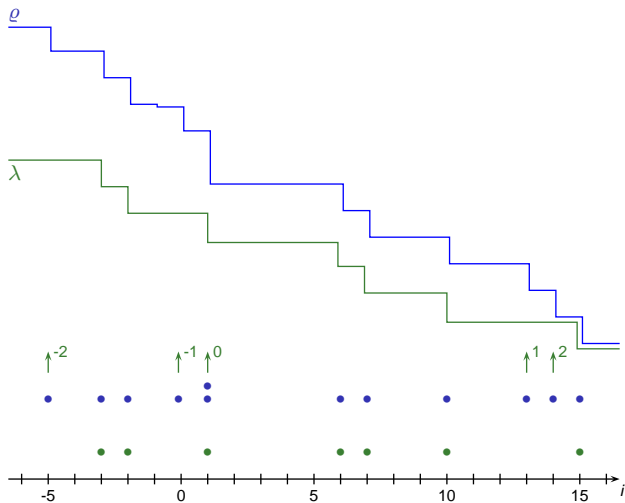
Many second class particles



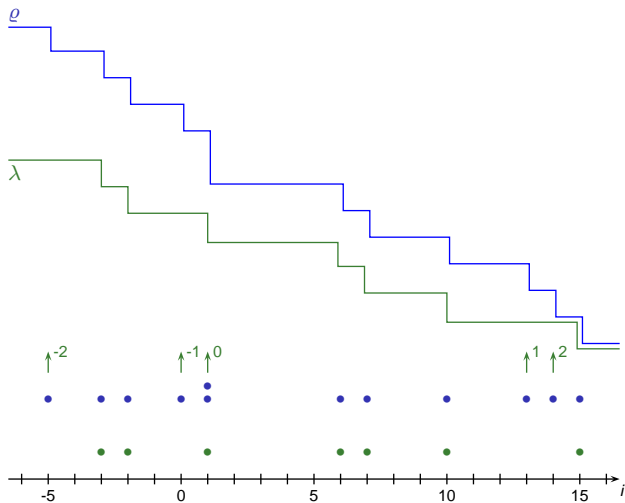
Many second class particles



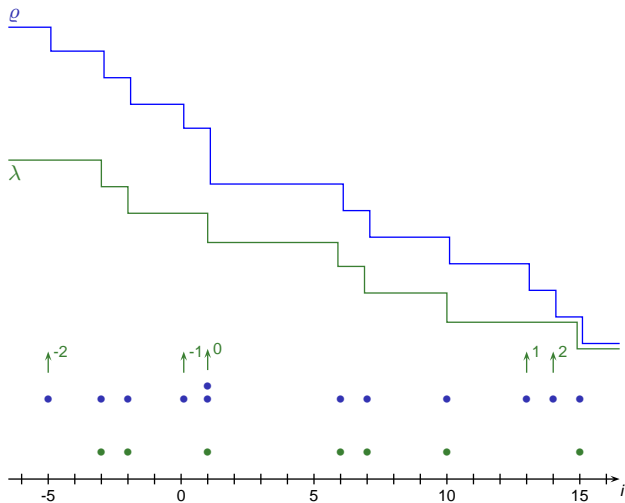
Many second class particles



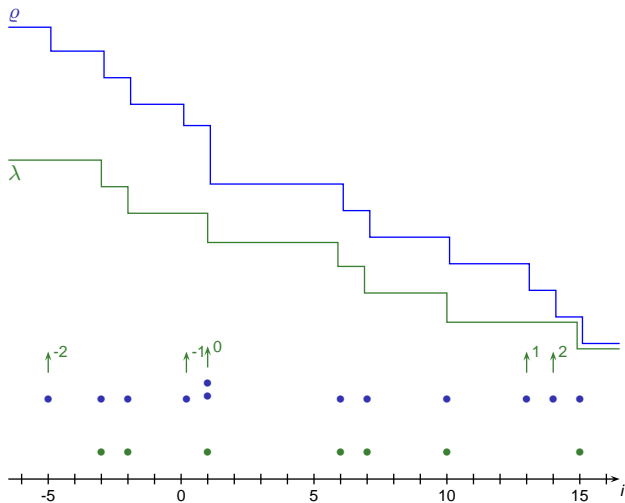
Many second class particles



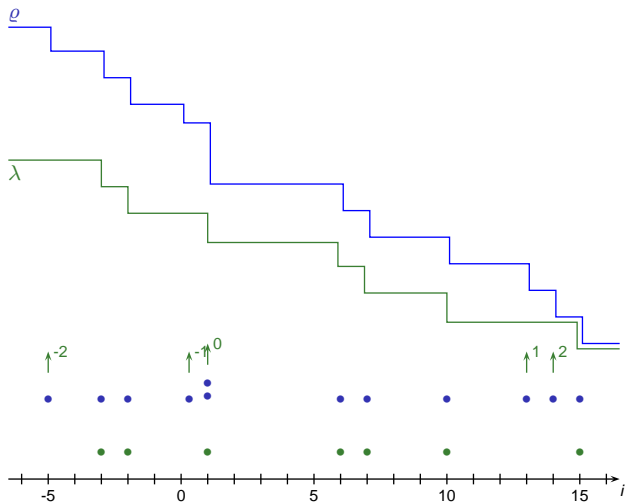
Many second class particles



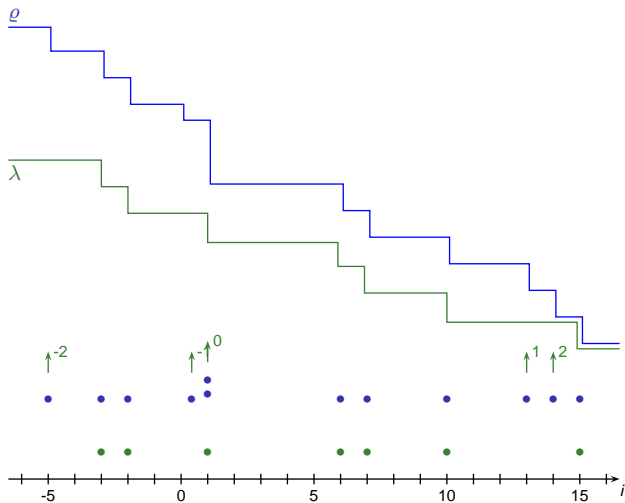
Many second class particles



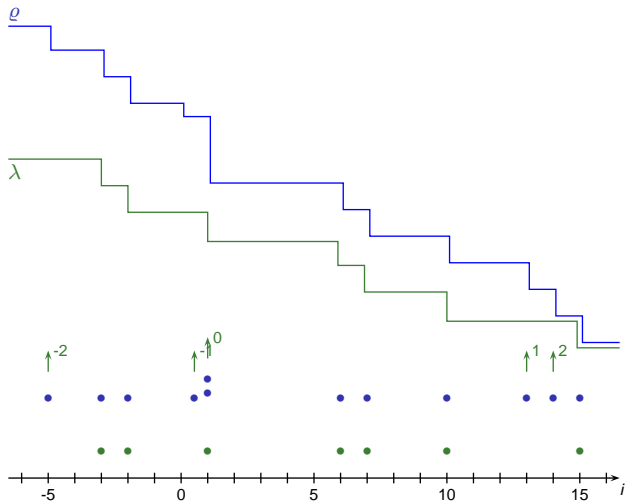
Many second class particles



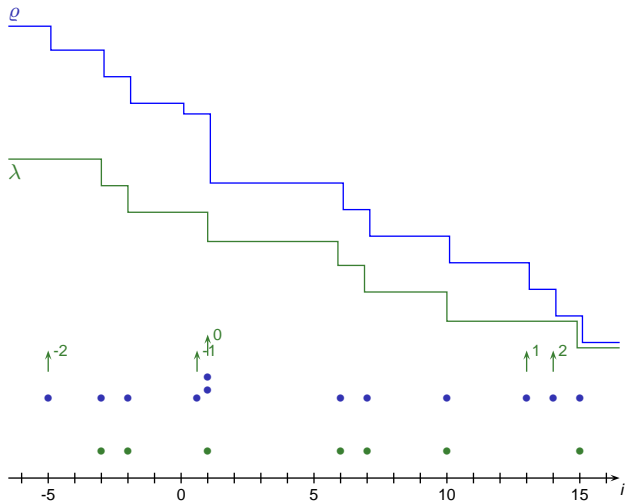
Many second class particles



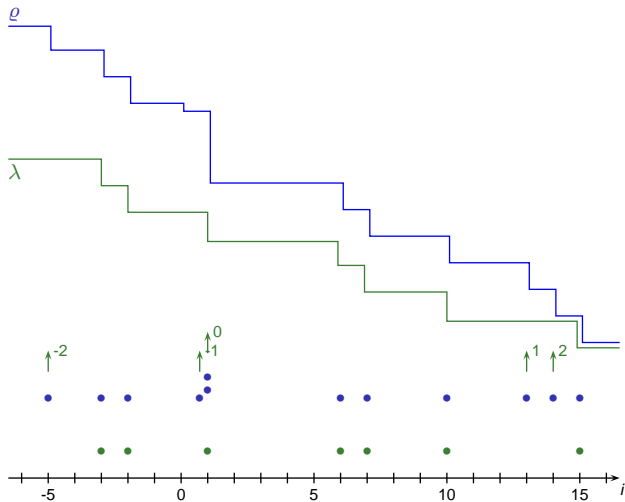
Many second class particles



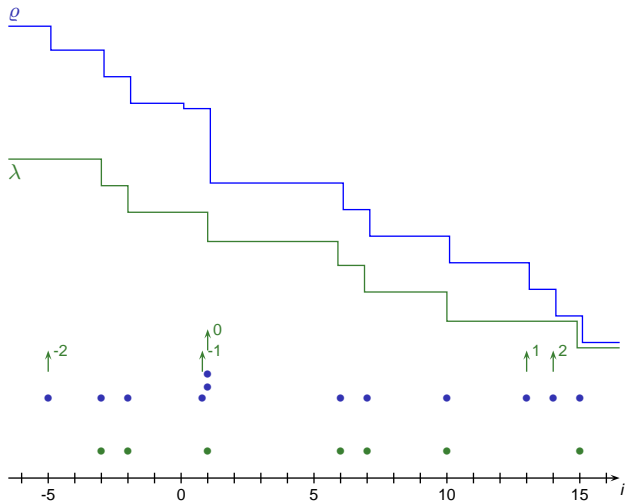
Many second class particles



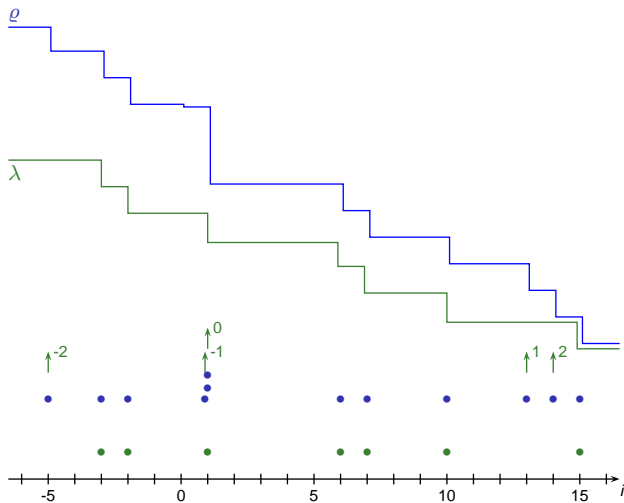
Many second class particles



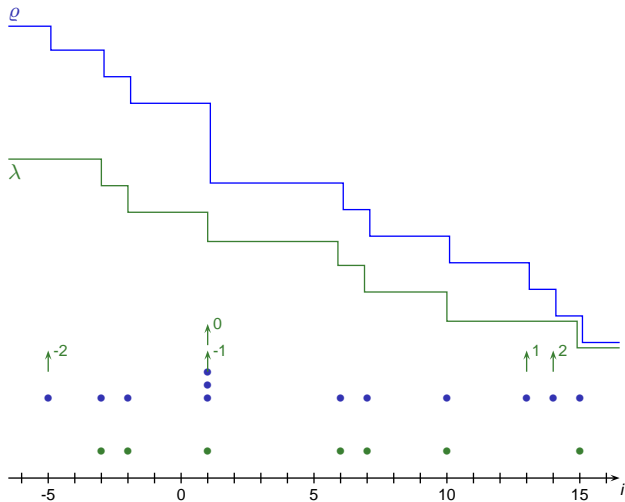
Many second class particles



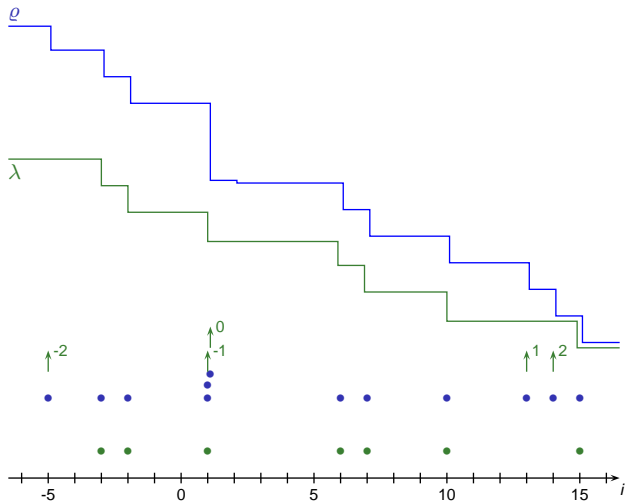
Many second class particles



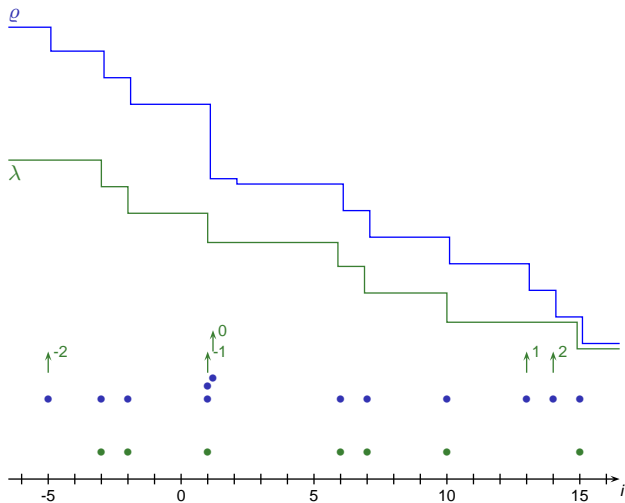
Many second class particles



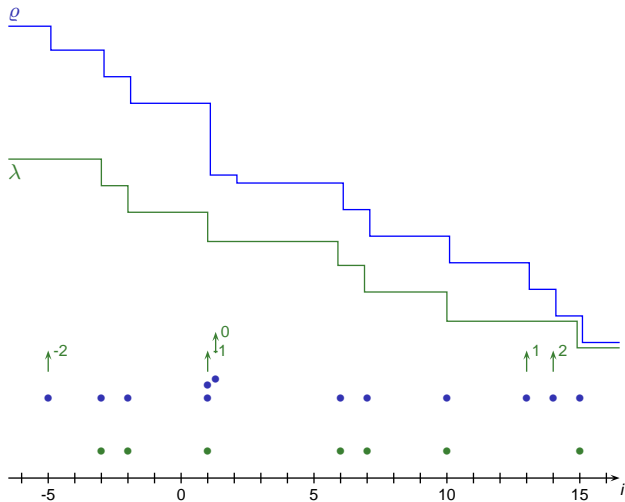
Many second class particles



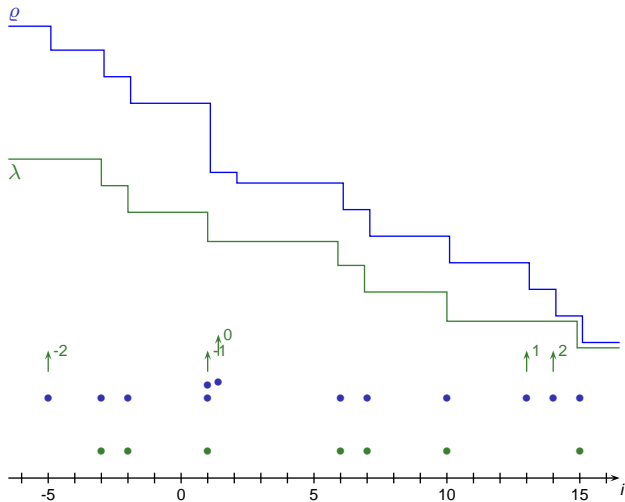
Many second class particles



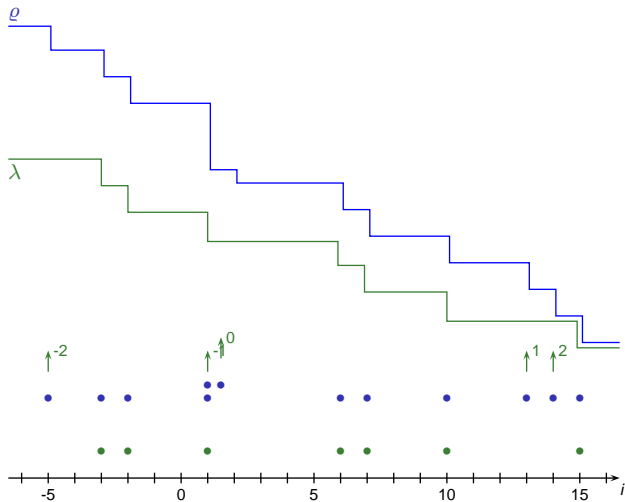
Many second class particles



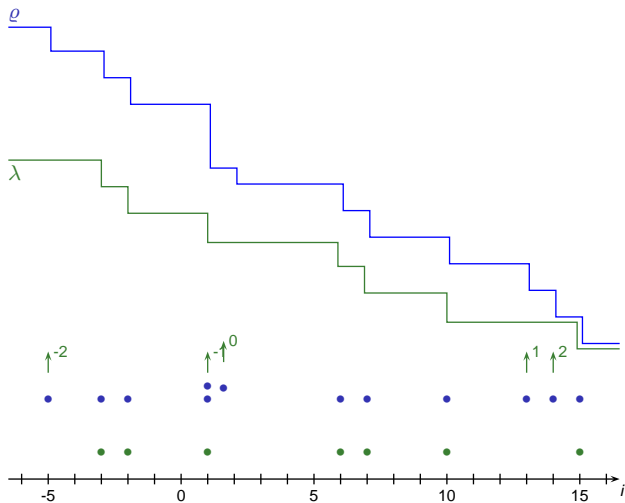
Many second class particles



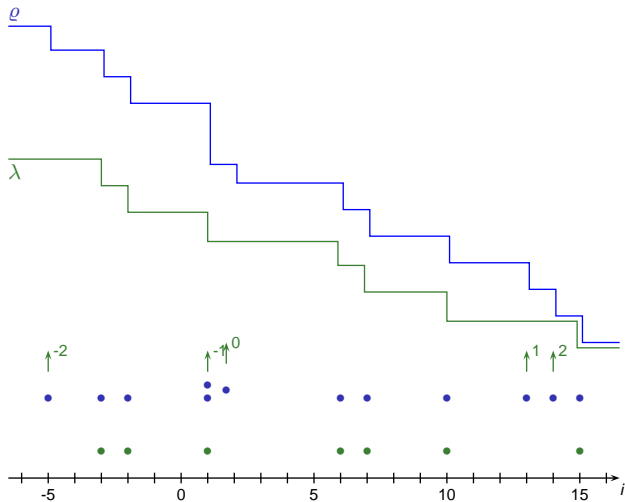
Many second class particles



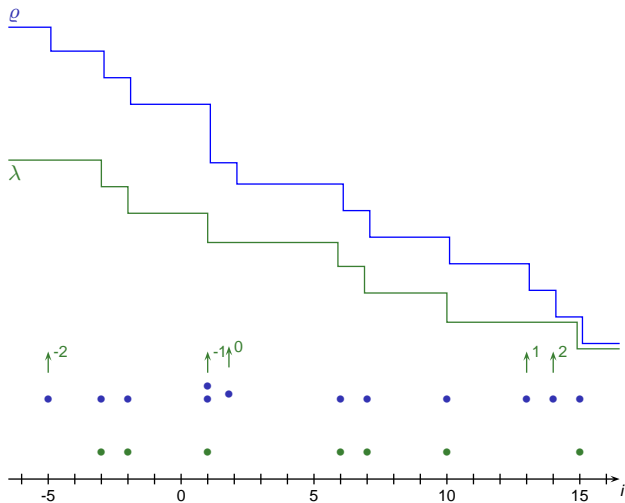
Many second class particles



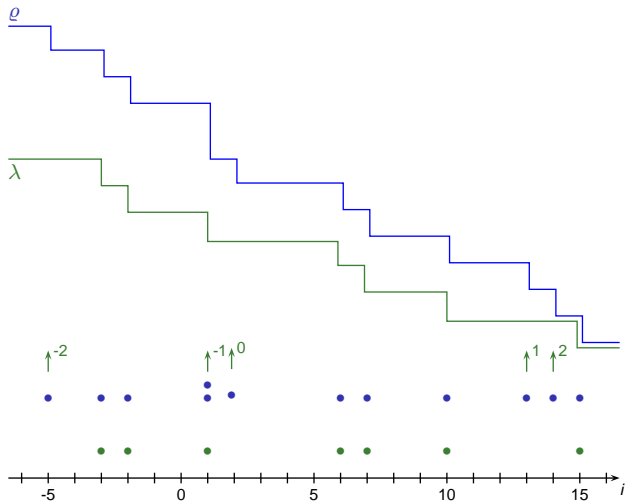
Many second class particles



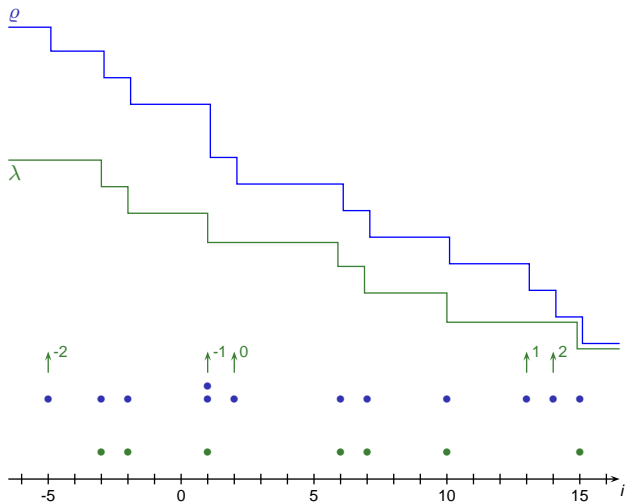
Many second class particles



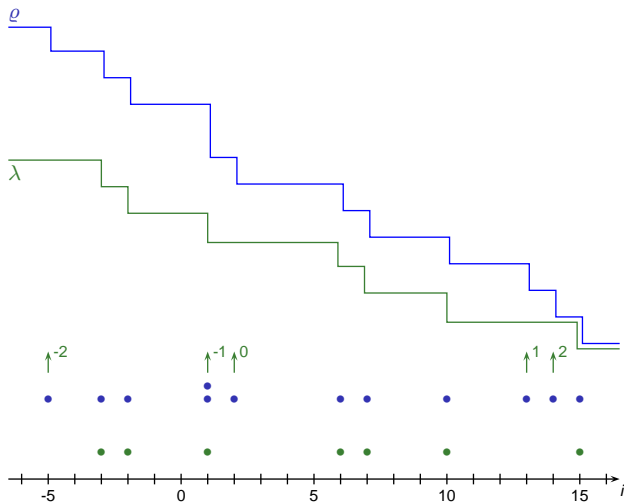
Many second class particles



Many second class particles



Many second class particles

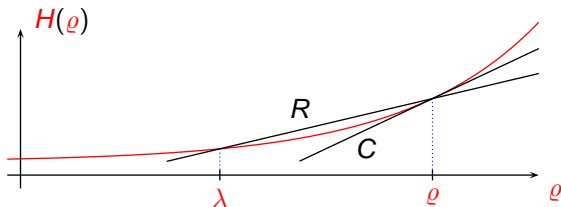


Picture:

The position $X(t)$ of \uparrow^0 follows the Rankine-Hugoniot speed R .

Characteristics (very briefly)

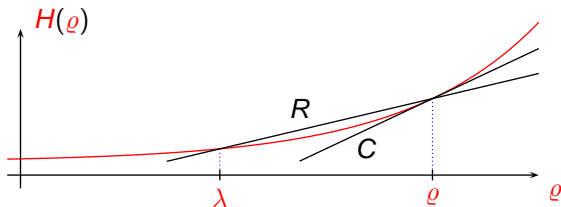
Convex flux (some cases of AZRP, ABLP):



Recall $C = H'(\rho) > R = \frac{H(\rho) - H(\lambda)}{\rho - \lambda}$

Characteristics (very briefly)

Convex flux (some cases of AZRP, ABLP):

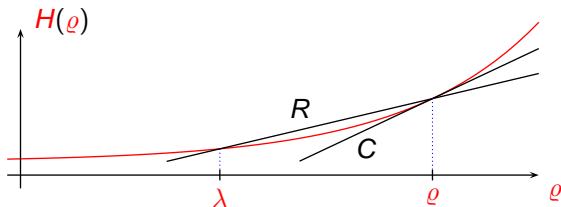


Recall $C = H'(\rho) > R = \frac{H(\rho) - H(\lambda)}{\rho - \lambda}$

Do we have $Q(t) \stackrel{?}{\geq} X(t)$

Characteristics (very briefly)

Convex flux (some cases of AZRP, ABLP):

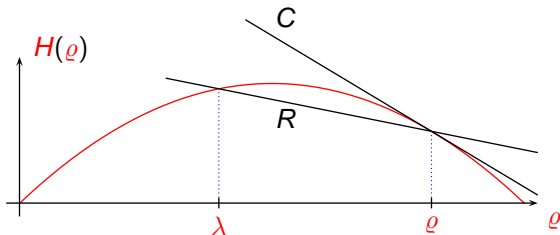


Recall $C = H'(\rho) > R = \frac{H(\rho) - H(\lambda)}{\rho - \lambda}$

Do we have $Q(t) \stackrel{?}{\geq} X(t) - \text{tight error}$

Characteristics (very briefly)

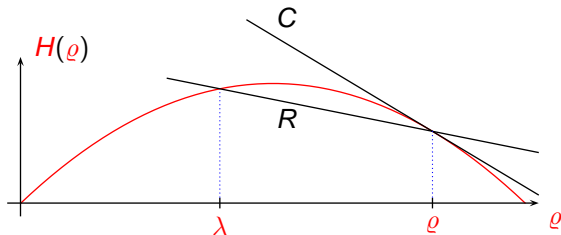
Concave flux (ASEP, AZRP):



$$C = H'(\rho) < R = \frac{H(\rho) - H(\lambda)}{\rho - \lambda}$$

Characteristics (very briefly)

Concave flux (ASEP, AZRP):

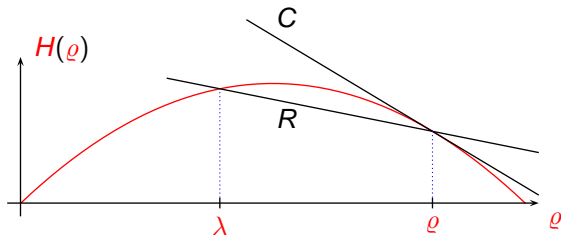


$$C = H'(\rho) < R = \frac{H(\rho) - H(\lambda)}{\rho - \lambda}$$

Do we have $Q(t) \stackrel{?}{\leq} X(t)$

Characteristics (very briefly)

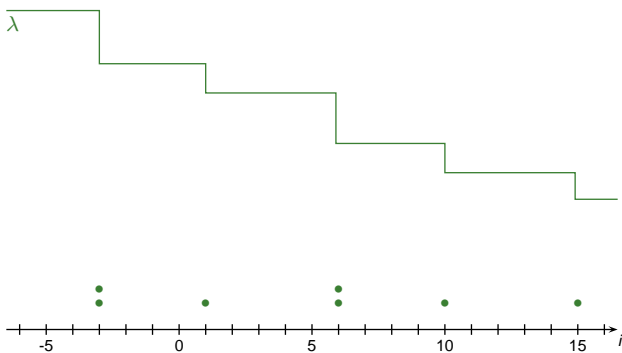
Concave flux (ASEP, AZRP):



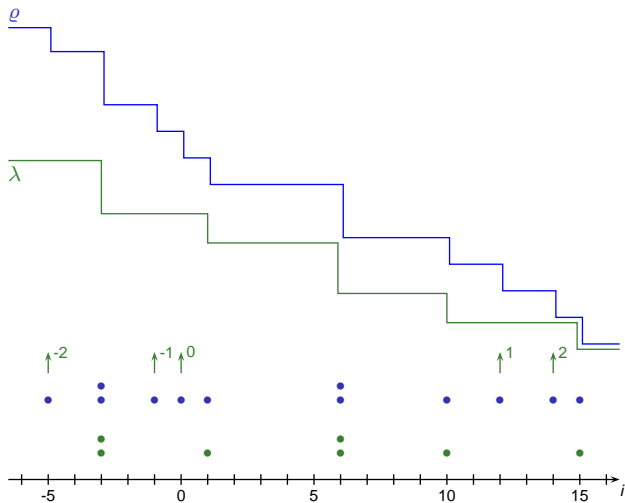
$$C = H'(\rho) < R = \frac{H(\rho) - H(\lambda)}{\rho - \lambda}$$

Do we have $Q(t) \stackrel{?}{\leq} X(t) + \text{tight error}$

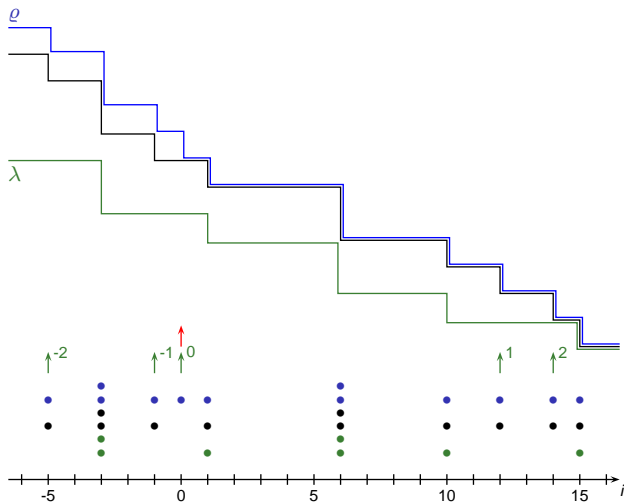
Many second class particles



Many second class particles

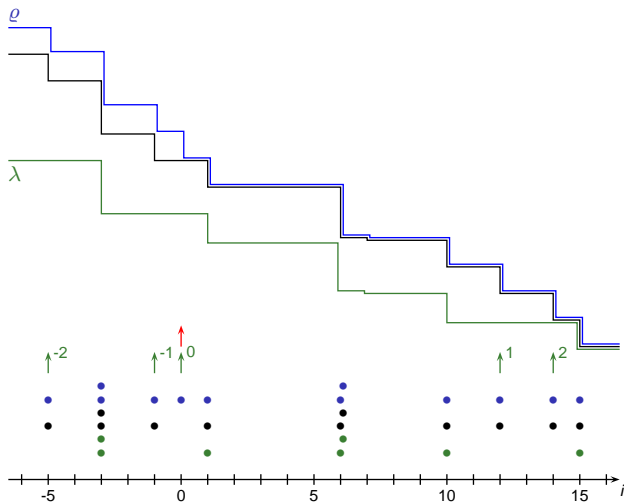


Many second class particles plus one



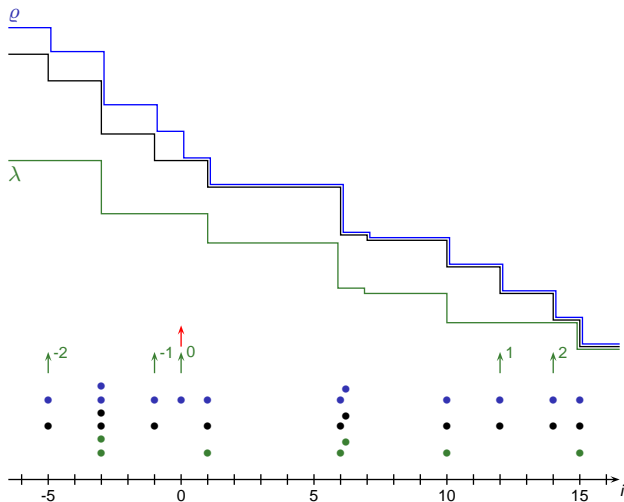
Couple three processes, and $X(t)$ to $Q(t)$.

Many second class particles plus one



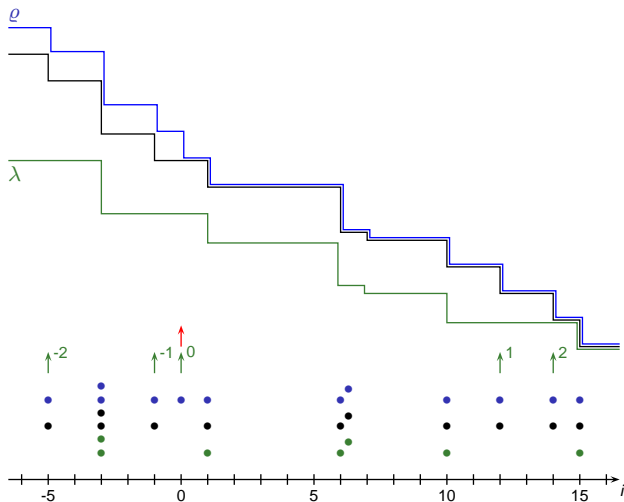
Couple three processes, and $X(t)$ to $Q(t)$.

Many second class particles **plus one**



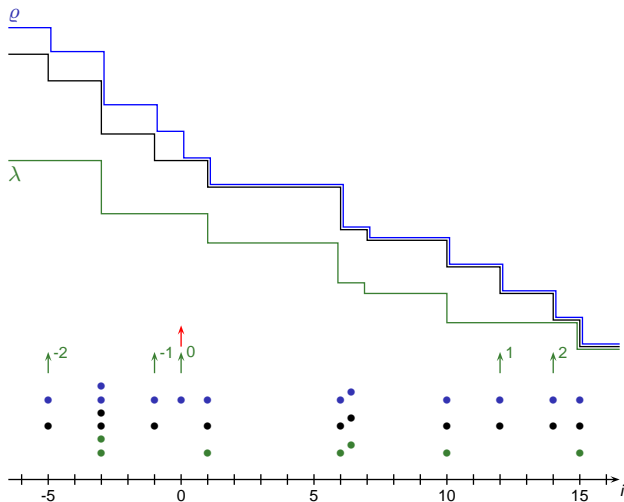
Couple three processes, and $X(t)$ to $Q(t)$.

Many second class particles plus one



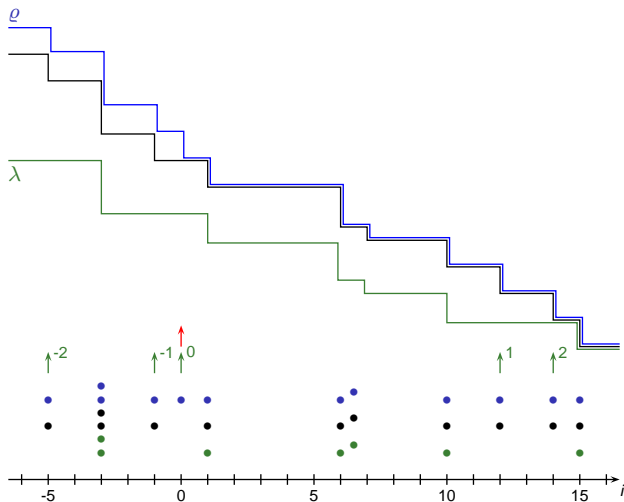
Couple three processes, and $X(t)$ to $Q(t)$.

Many second class particles plus one



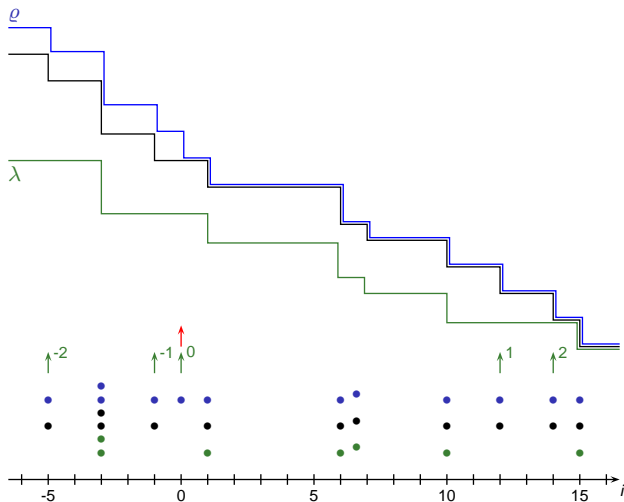
Couple three processes, and $X(t)$ to $Q(t)$.

Many second class particles **plus one**



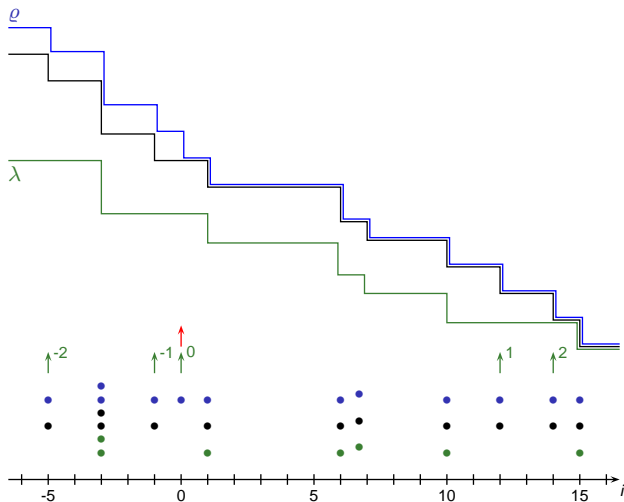
Couple three processes, and $X(t)$ to $Q(t)$.

Many second class particles plus one



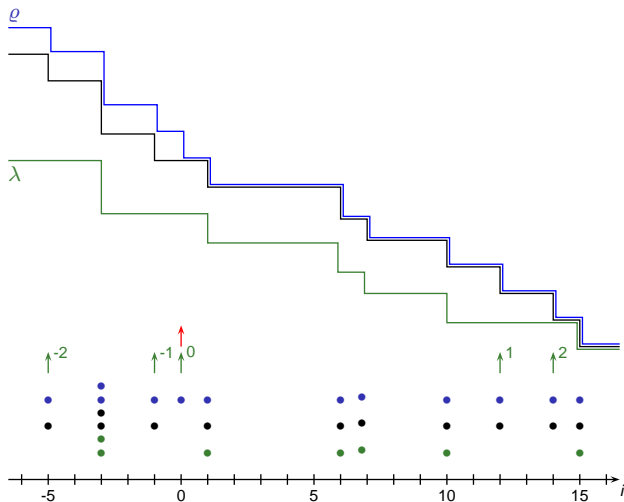
Couple three processes, and $X(t)$ to $Q(t)$.

Many second class particles plus one

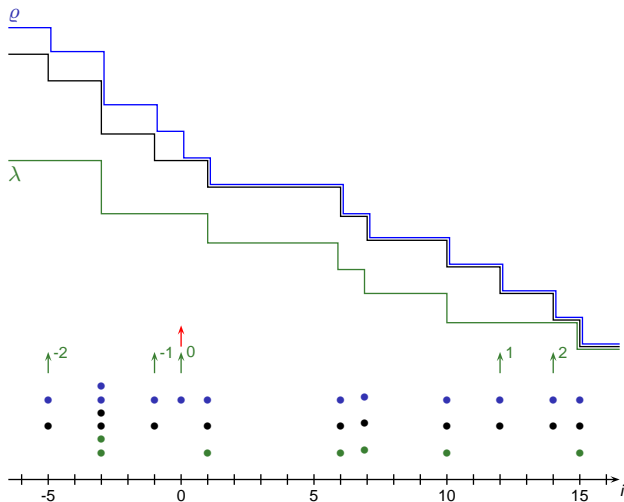


Couple three processes, and $X(t)$ to $Q(t)$.

Many second class particles **plus one**

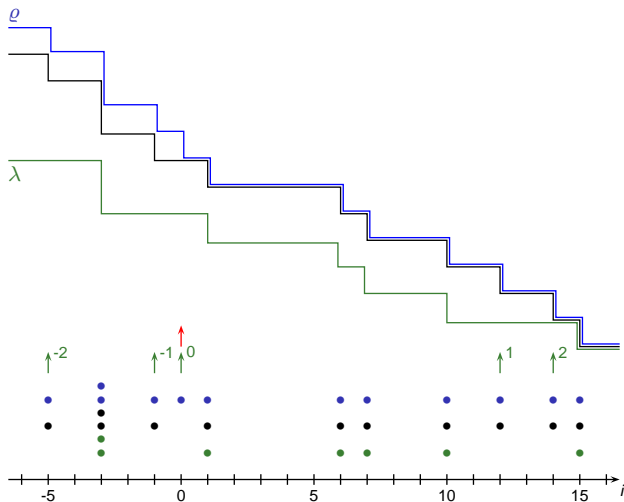


Many second class particles **plus one**



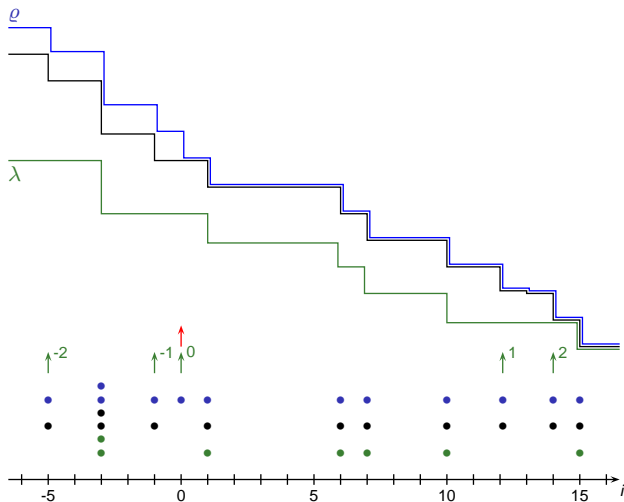
Couple three processes, and $X(t)$ to $Q(t)$.

Many second class particles **plus one**



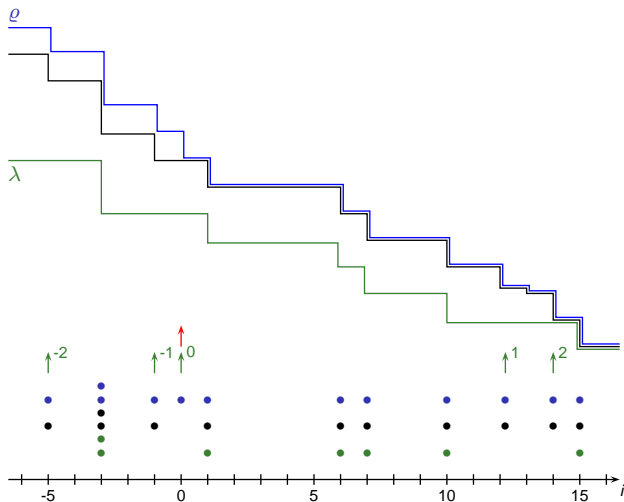
Couple three processes, and $X(t)$ to $Q(t)$.

Many second class particles plus one



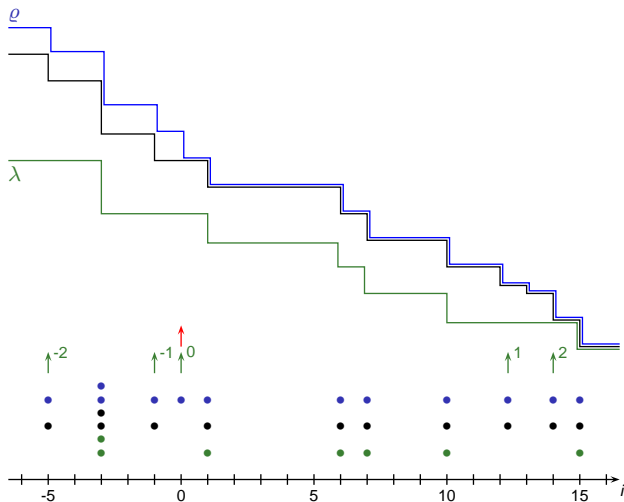
Couple three processes, and $X(t)$ to $Q(t)$.

Many second class particles plus one



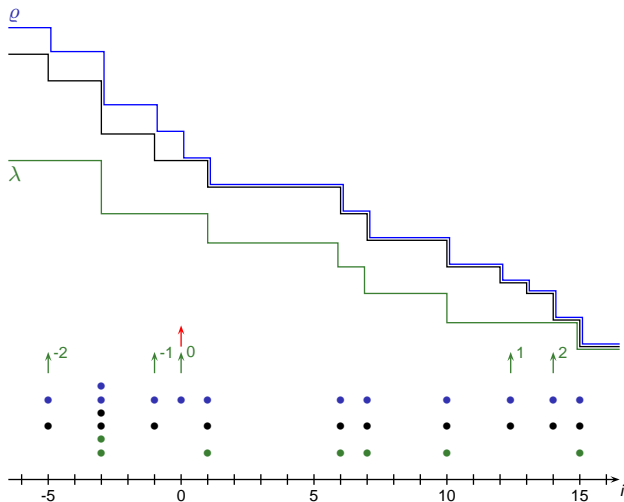
Couple three processes, and $X(t)$ to $Q(t)$.

Many second class particles plus one



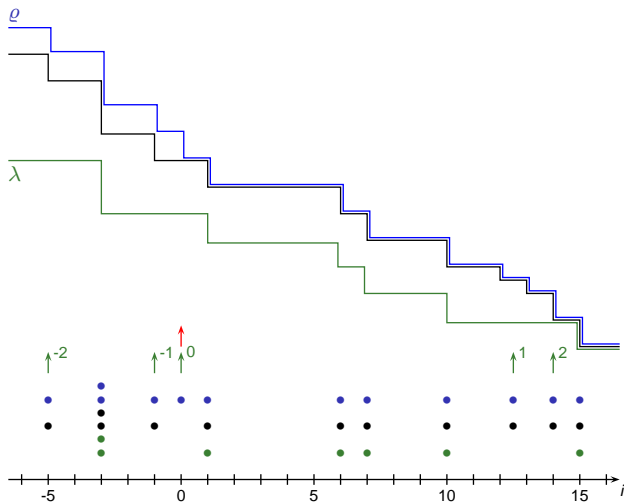
Couple three processes, and $X(t)$ to $Q(t)$.

Many second class particles **plus one**



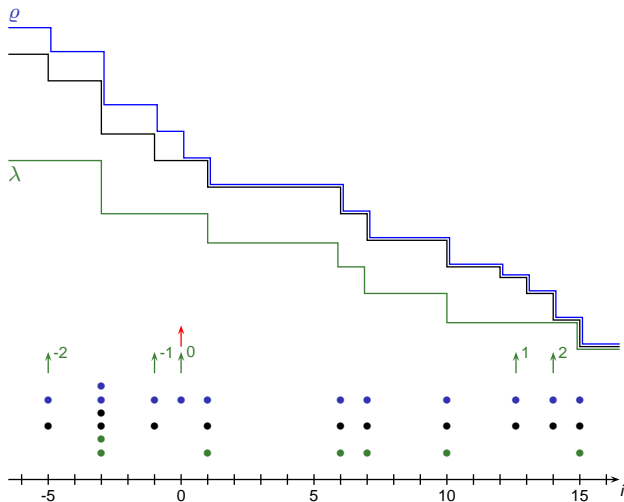
Couple three processes, and $X(t)$ to $Q(t)$.

Many second class particles **plus one**



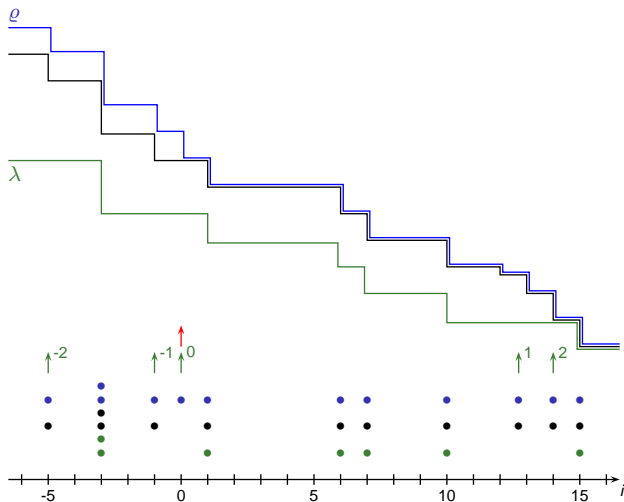
Couple three processes, and $X(t)$ to $Q(t)$.

Many second class particles **plus one**



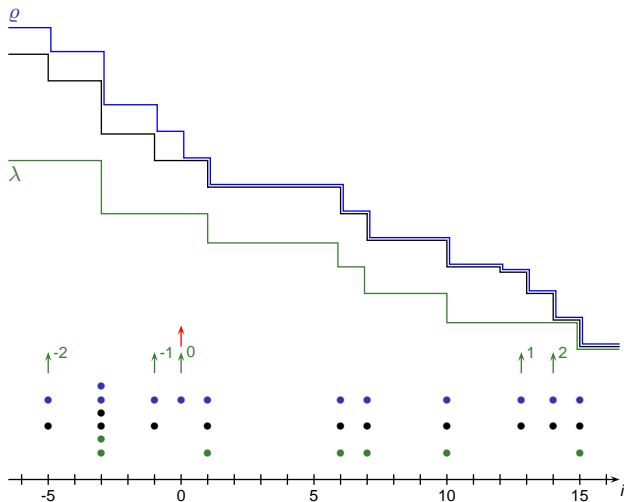
Couple three processes, and $X(t)$ to $Q(t)$.

Many second class particles **plus one**



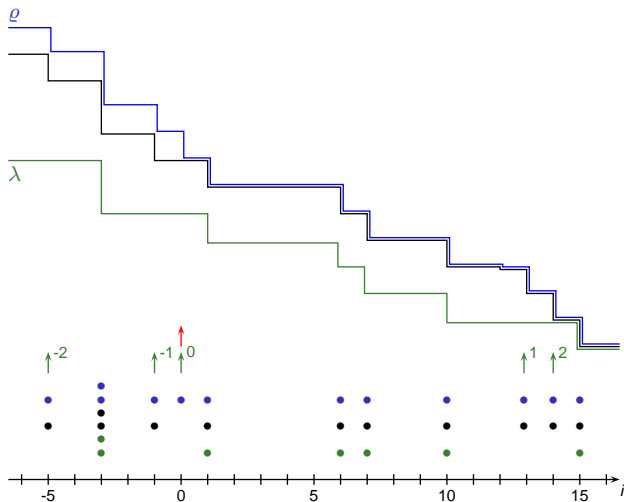
Couple three processes, and $X(t)$ to $Q(t)$.

Many second class particles plus one



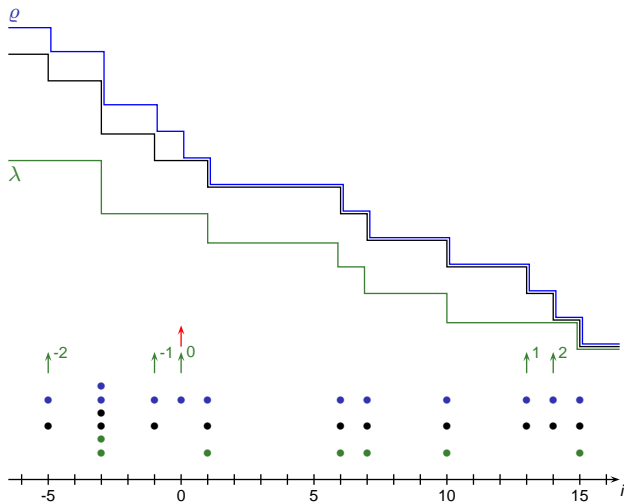
Couple three processes, and $X(t)$ to $Q(t)$.

Many second class particles plus one



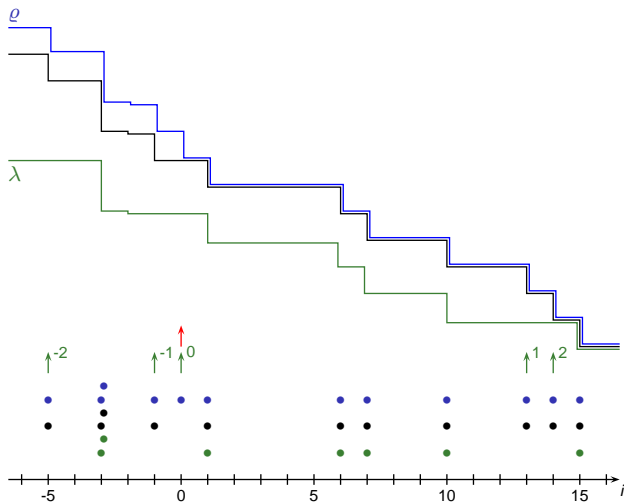
Couple three processes, and $X(t)$ to $Q(t)$.

Many second class particles plus one



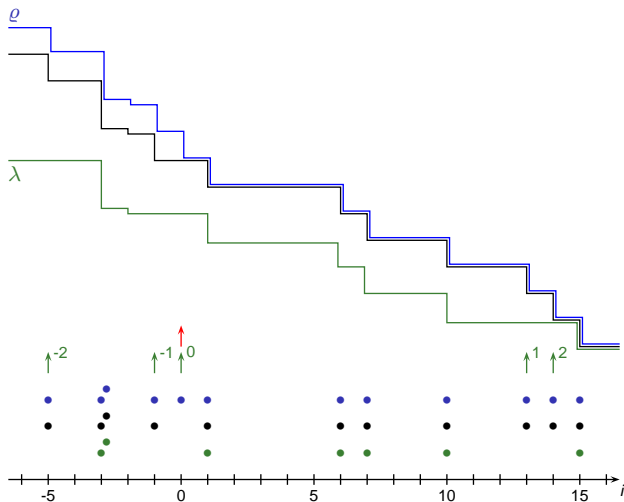
Couple three processes, and $X(t)$ to $Q(t)$.

Many second class particles **plus one**



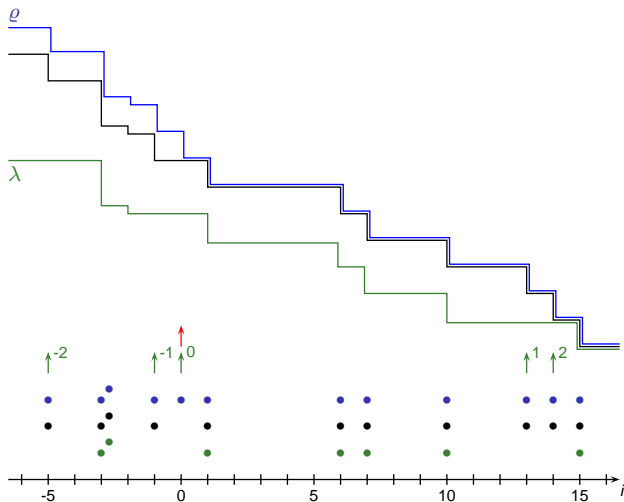
Couple three processes, and $X(t)$ to $Q(t)$.

Many second class particles **plus one**



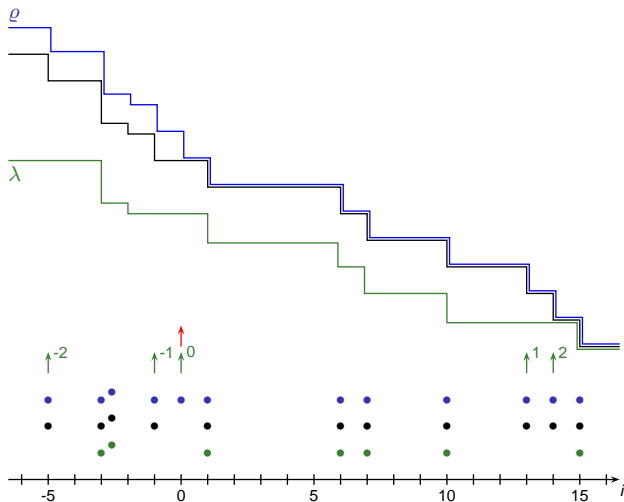
Couple three processes, and $X(t)$ to $Q(t)$.

Many second class particles plus one



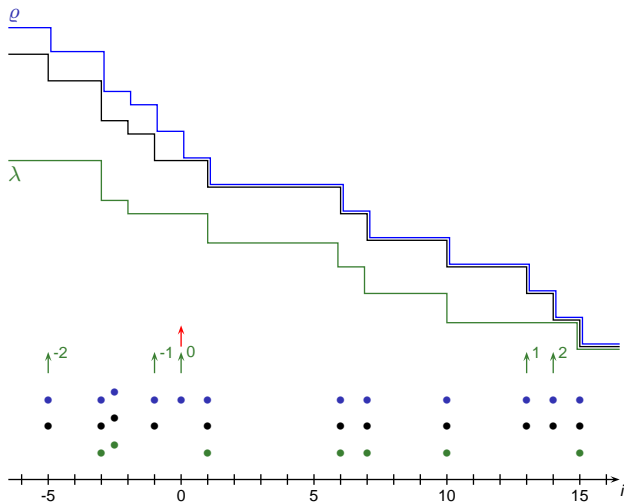
Couple three processes, and $X(t)$ to $Q(t)$.

Many second class particles plus one



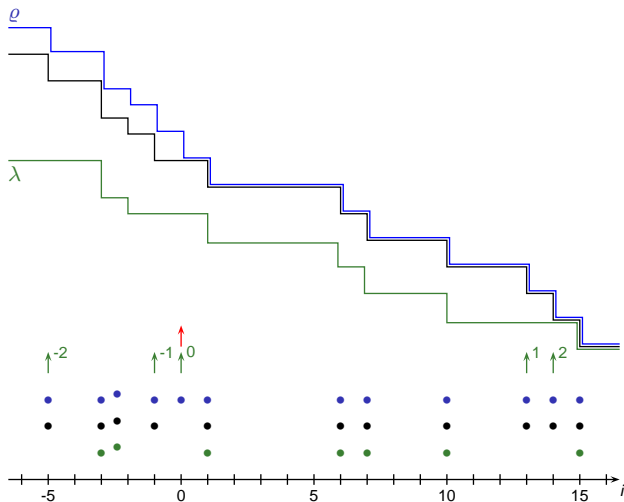
Couple three processes, and $X(t)$ to $Q(t)$.

Many second class particles plus one



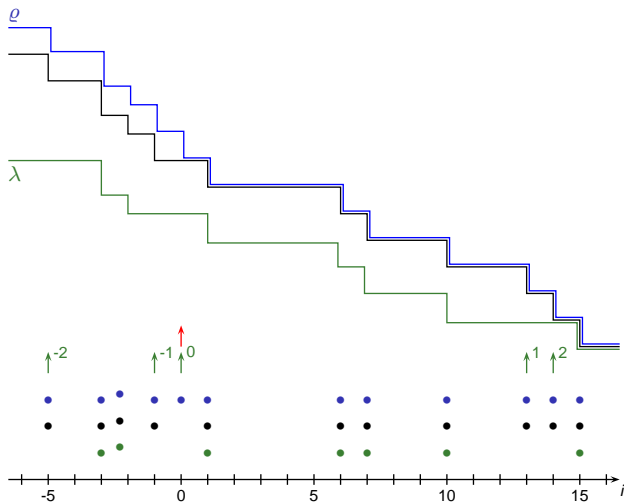
Couple three processes, and $X(t)$ to $Q(t)$.

Many second class particles **plus one**



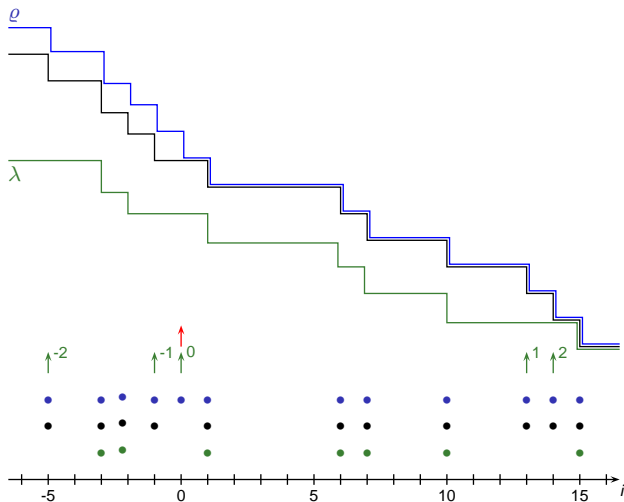
Couple three processes, and $X(t)$ to $Q(t)$.

Many second class particles **plus one**



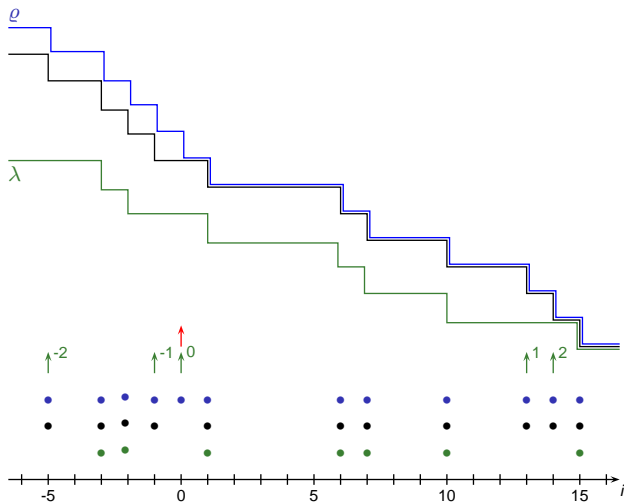
Couple three processes, and $X(t)$ to $Q(t)$.

Many second class particles plus one



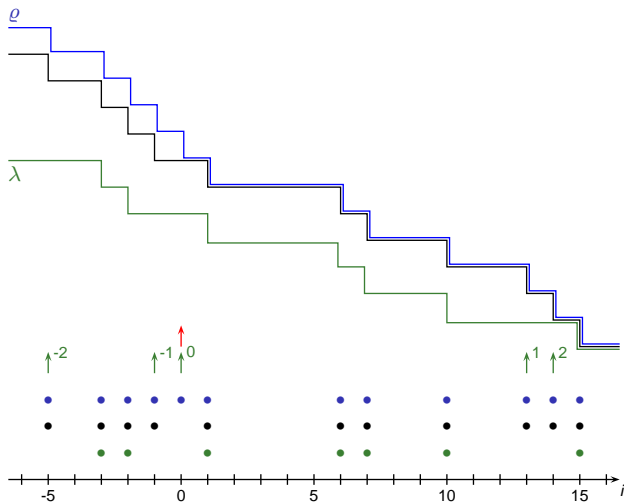
Couple three processes, and $X(t)$ to $Q(t)$.

Many second class particles plus one



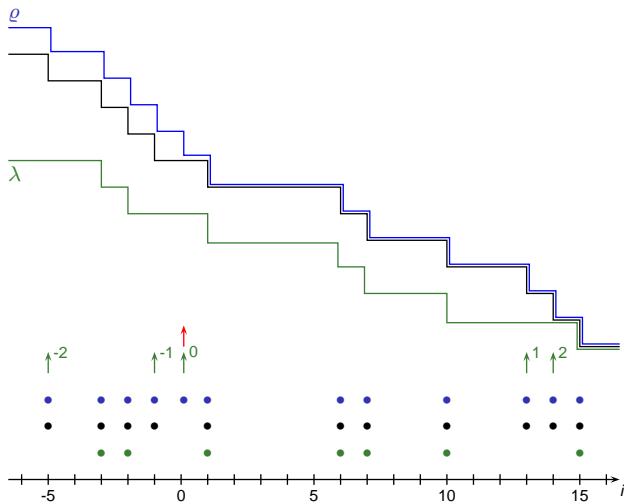
Couple three processes, and $X(t)$ to $Q(t)$.

Many second class particles plus one



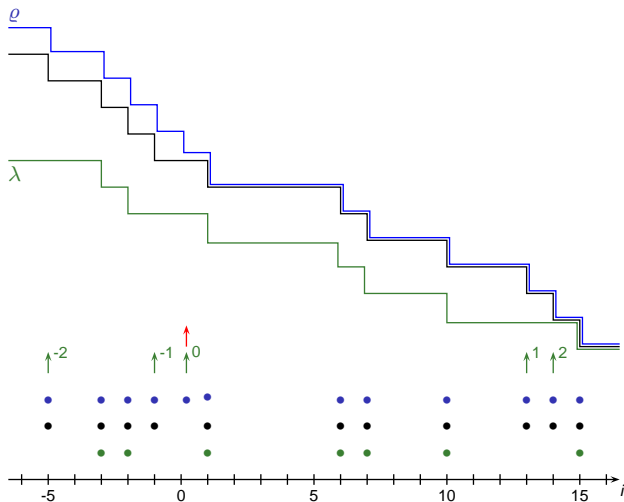
Couple three processes, and $X(t)$ to $Q(t)$.

Many second class particles **plus one**



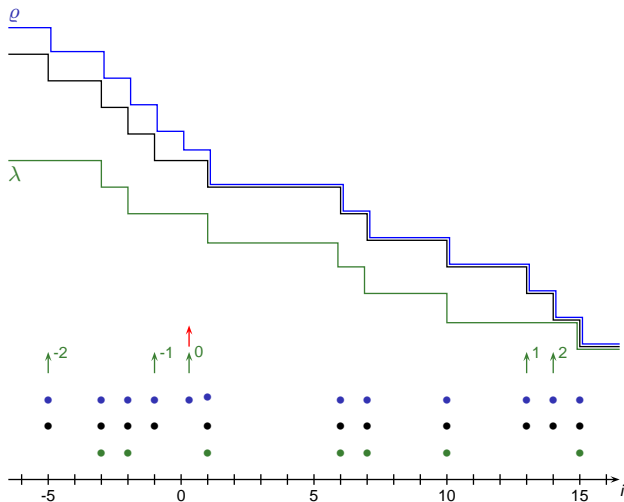
Couple three processes, and $X(t)$ to $Q(t)$.

Many second class particles plus one



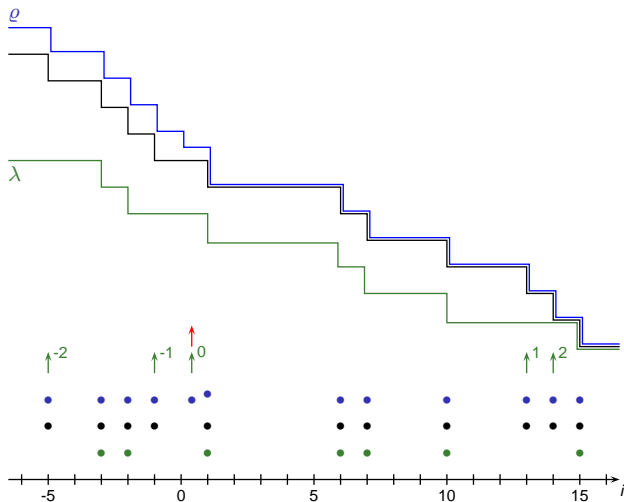
Couple three processes, and $X(t)$ to $Q(t)$.

Many second class particles **plus one**



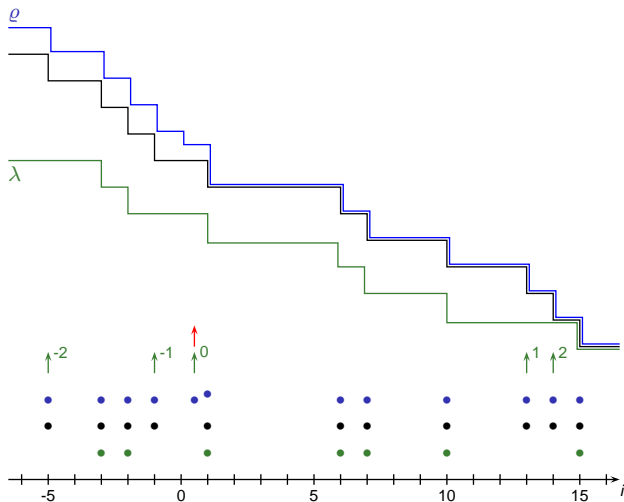
Couple three processes, and $X(t)$ to $Q(t)$.

Many second class particles plus one



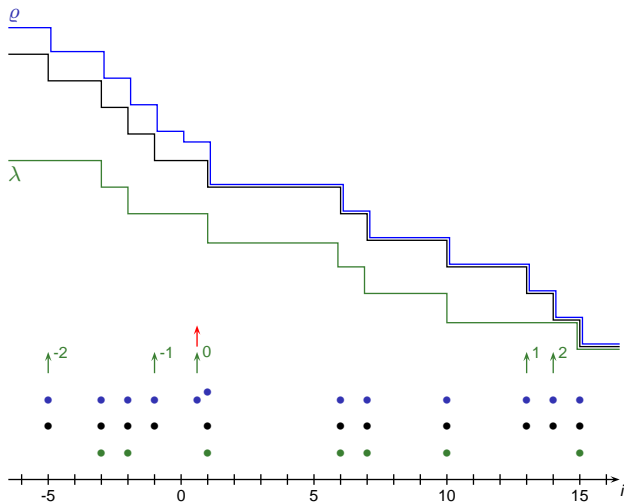
Couple three processes, and $X(t)$ to $Q(t)$.

Many second class particles plus one



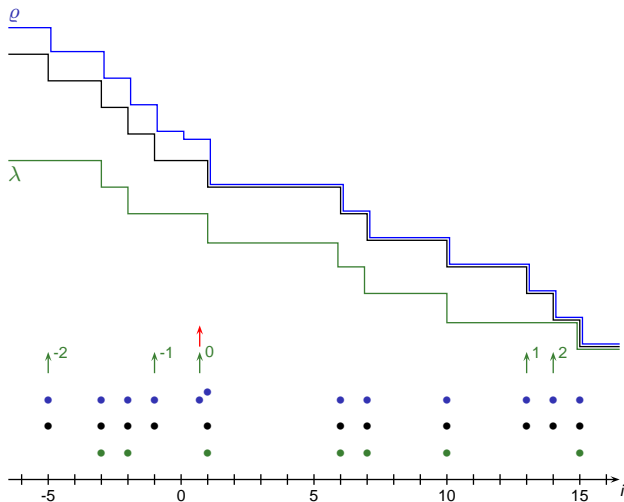
Couple three processes, and $X(t)$ to $Q(t)$.

Many second class particles plus one



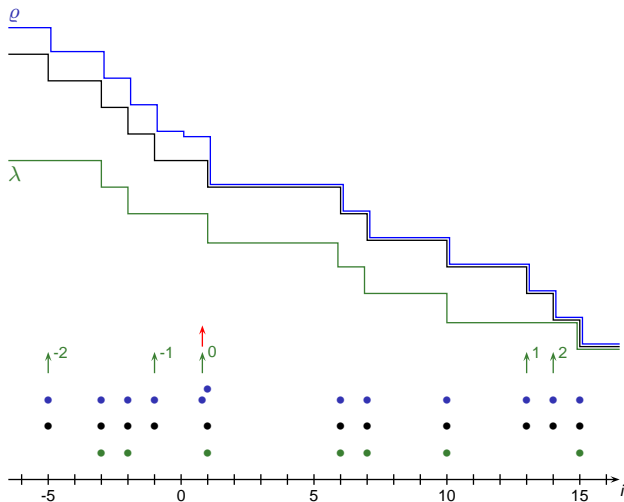
Couple three processes, and $X(t)$ to $Q(t)$.

Many second class particles **plus one**



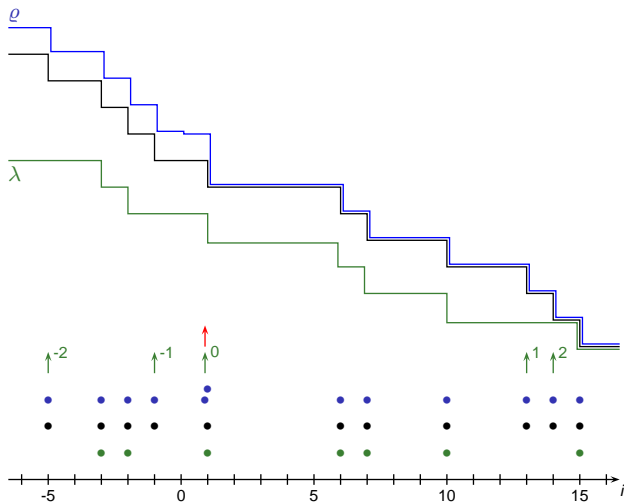
Couple three processes, and $X(t)$ to $Q(t)$.

Many second class particles plus one



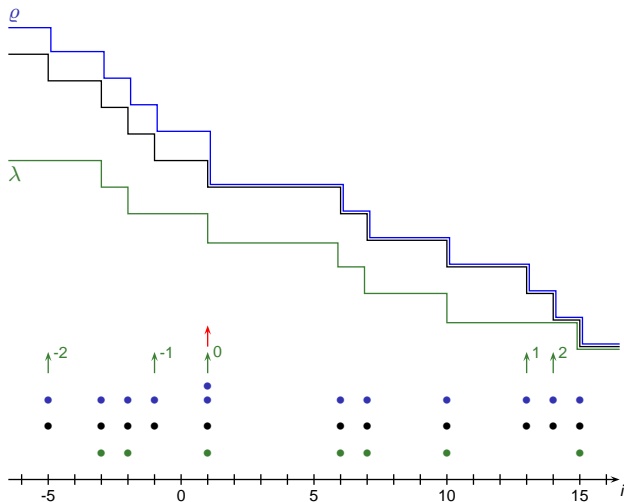
Couple three processes, and $X(t)$ to $Q(t)$.

Many second class particles plus one



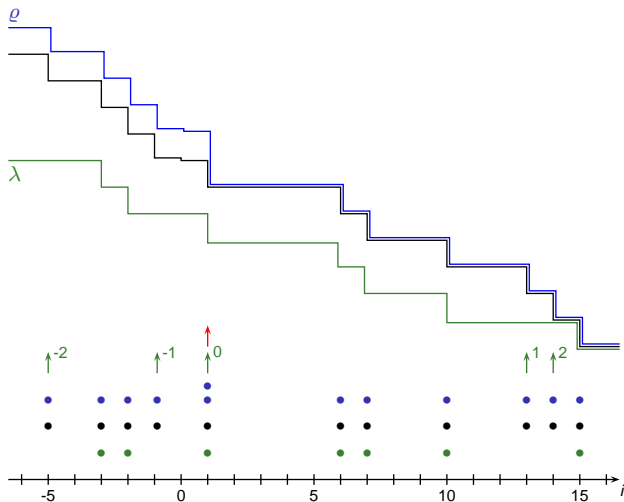
Couple three processes, and $X(t)$ to $Q(t)$.

Many second class particles **plus one**



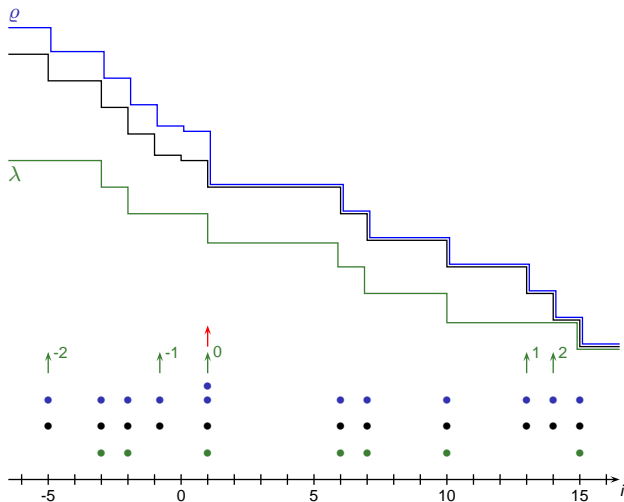
Couple three processes, and $X(t)$ to $Q(t)$.

Many second class particles plus one



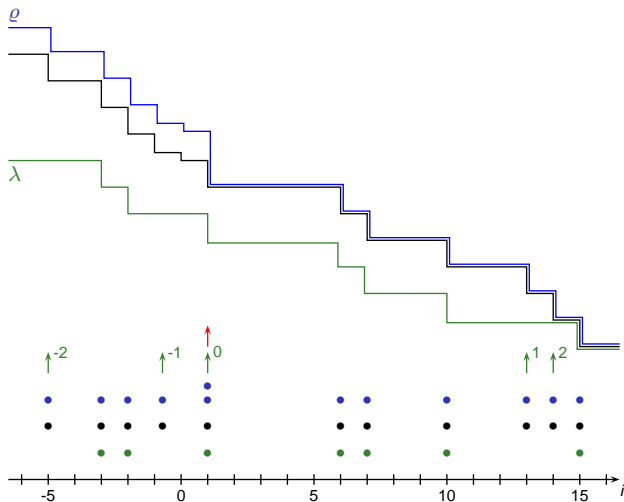
Couple three processes, and $X(t)$ to $Q(t)$.

Many second class particles plus one



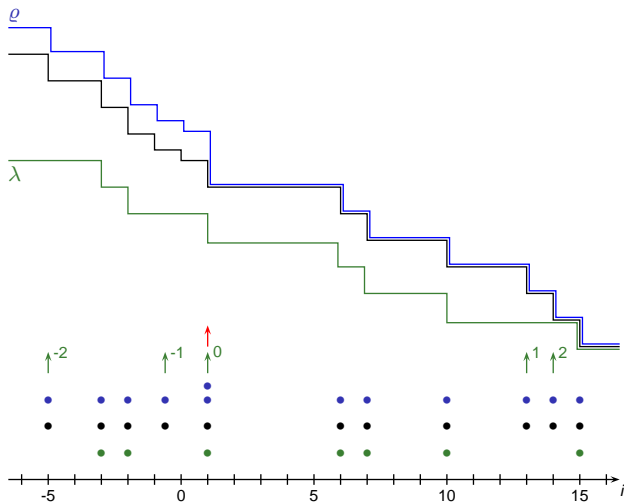
Couple three processes, and $X(t)$ to $Q(t)$.

Many second class particles **plus one**



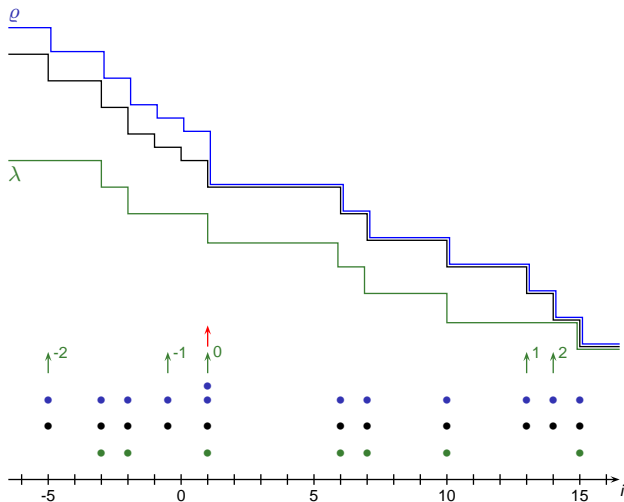
Couple three processes, and $X(t)$ to $Q(t)$.

Many second class particles plus one



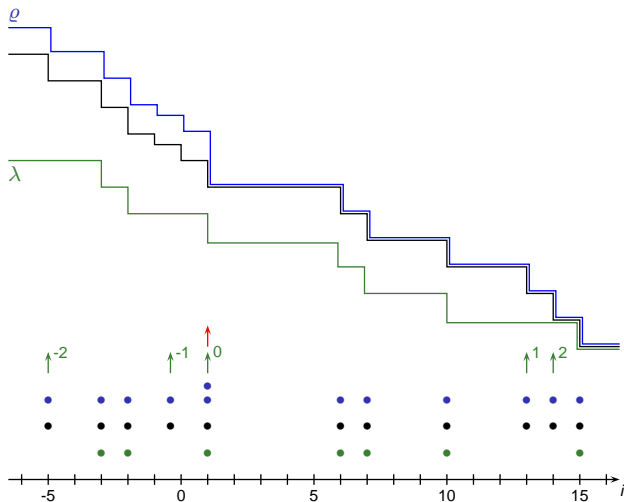
Couple three processes, and $X(t)$ to $Q(t)$.

Many second class particles plus one



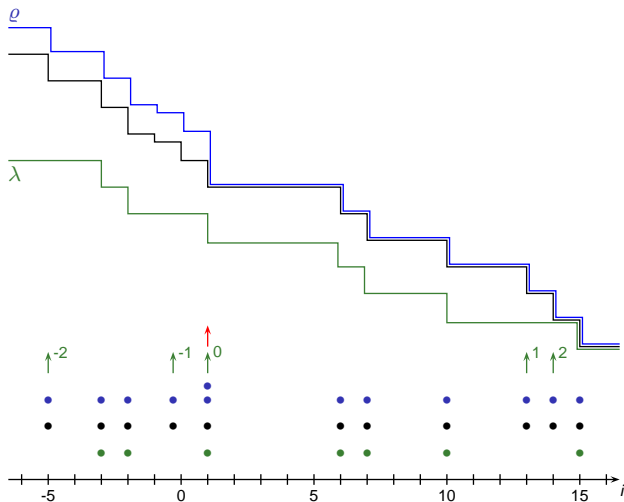
Couple three processes, and $X(t)$ to $Q(t)$.

Many second class particles **plus one**



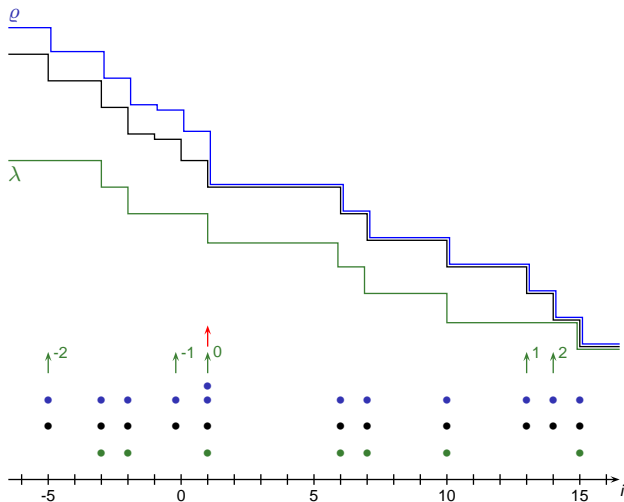
Couple three processes, and $X(t)$ to $Q(t)$.

Many second class particles plus one



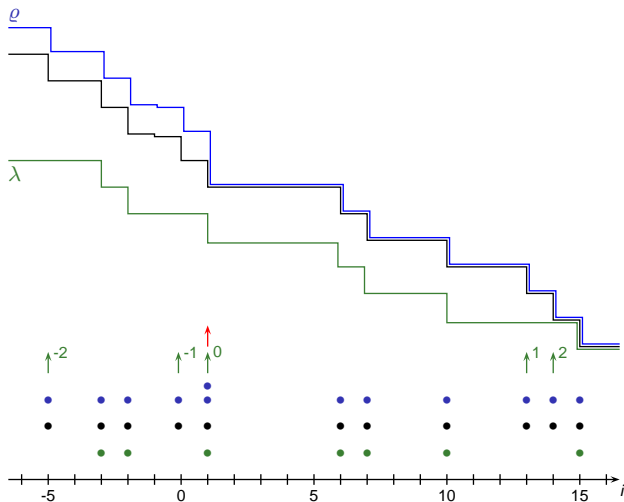
Couple three processes, and $X(t)$ to $Q(t)$.

Many second class particles plus one



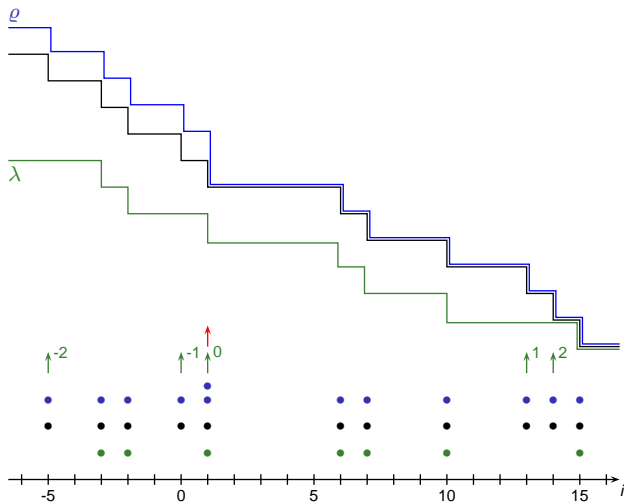
Couple three processes, and $X(t)$ to $Q(t)$.

Many second class particles plus one



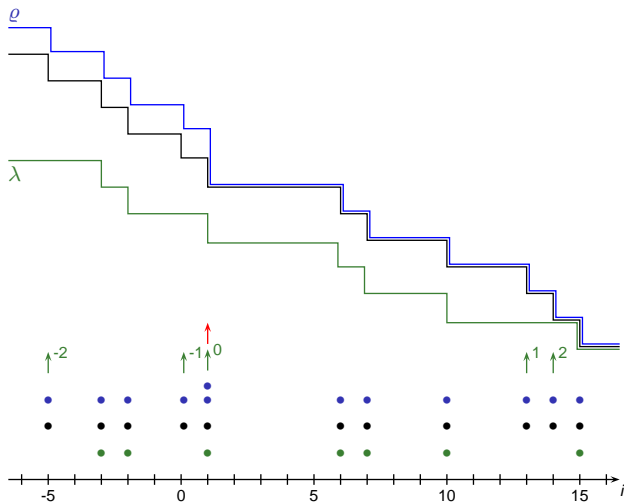
Couple three processes, and $X(t)$ to $Q(t)$.

Many second class particles **plus one**



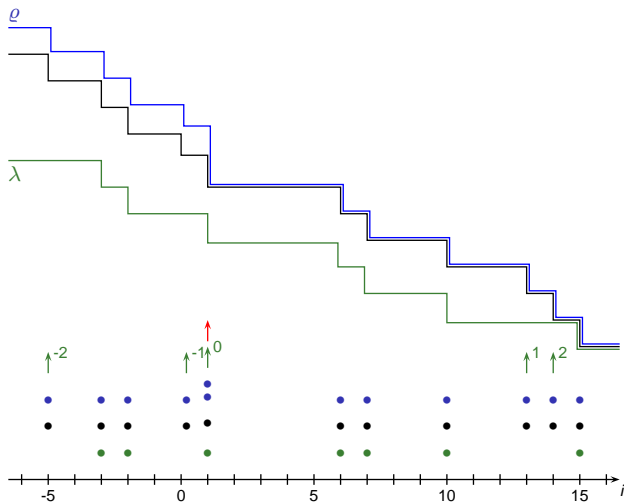
Couple three processes, and $X(t)$ to $Q(t)$.

Many second class particles plus one



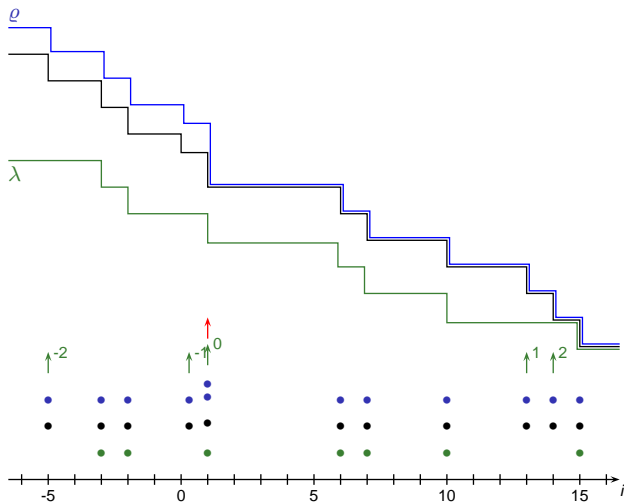
Couple three processes, and $X(t)$ to $Q(t)$.

Many second class particles plus one



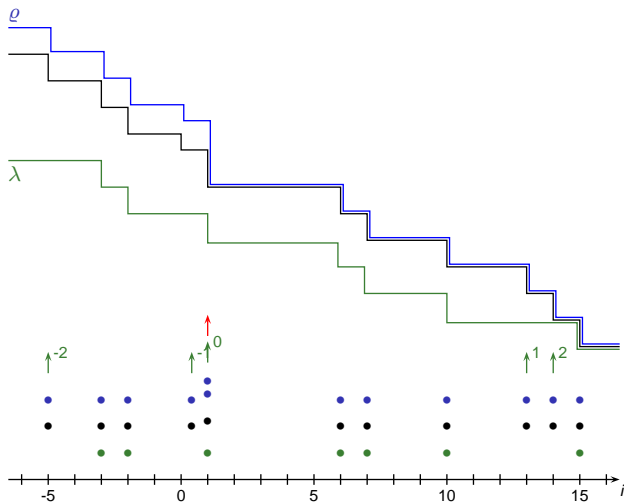
Couple three processes, and $X(t)$ to $Q(t)$.

Many second class particles **plus one**



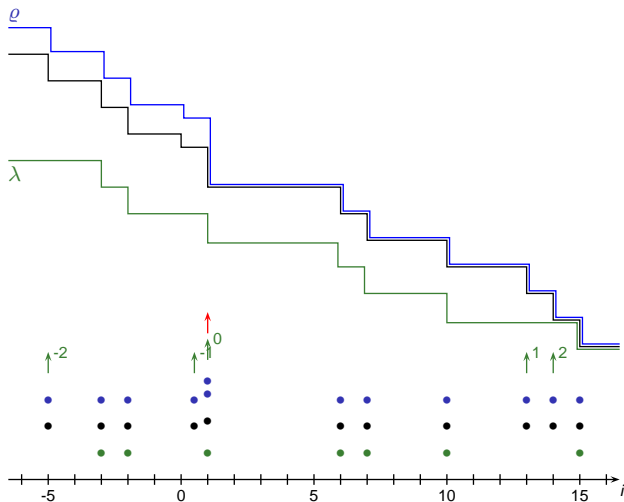
Couple three processes, and $X(t)$ to $Q(t)$.

Many second class particles plus one



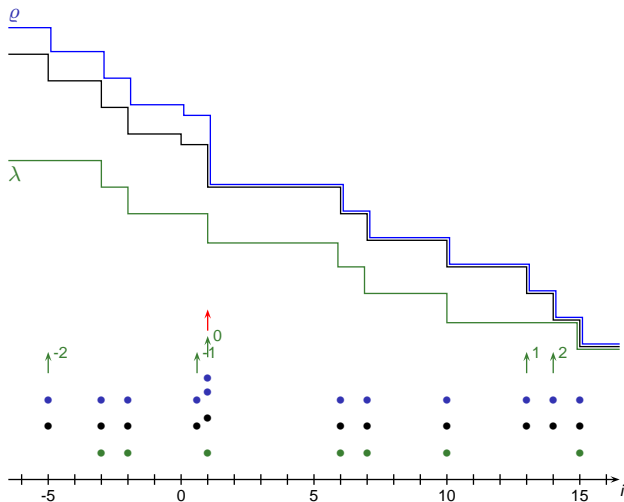
Couple three processes, and $X(t)$ to $Q(t)$.

Many second class particles plus one



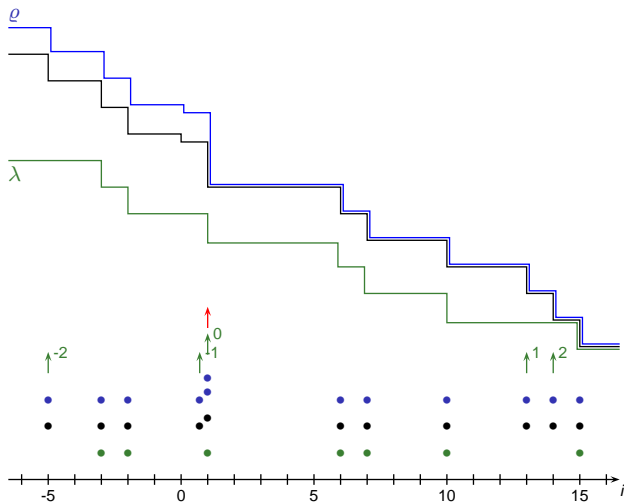
Couple three processes, and $X(t)$ to $Q(t)$.

Many second class particles plus one



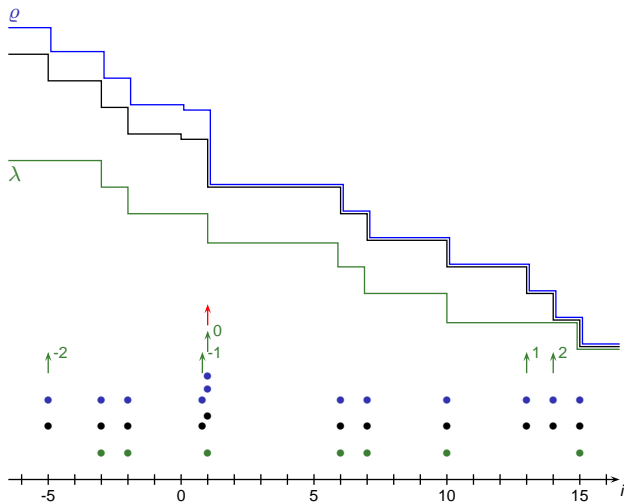
Couple three processes, and $X(t)$ to $Q(t)$.

Many second class particles **plus one**



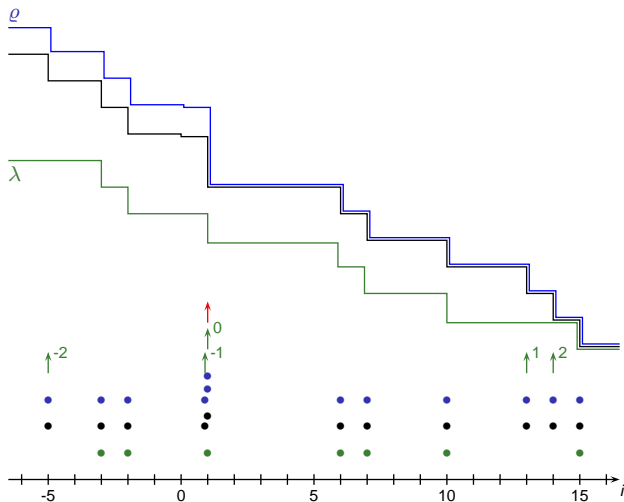
Couple three processes, and $X(t)$ to $Q(t)$.

Many second class particles plus one



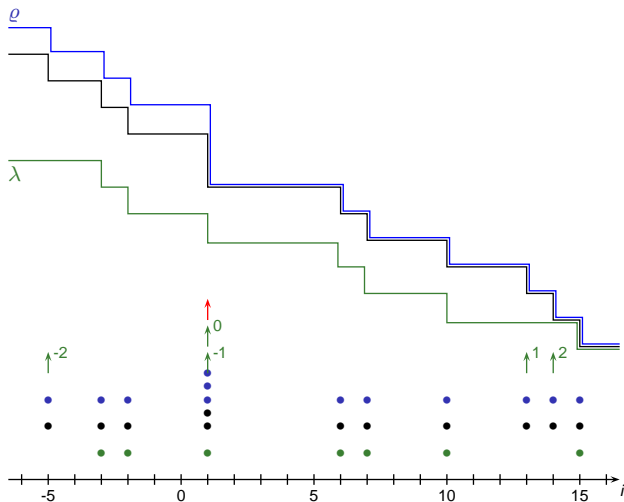
Couple three processes, and $X(t)$ to $Q(t)$.

Many second class particles **plus one**



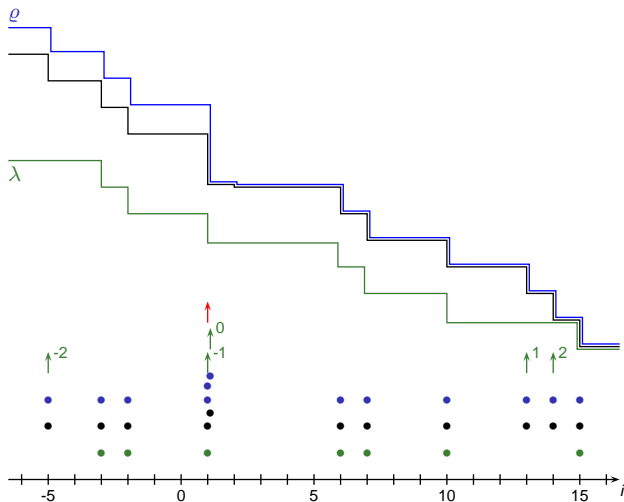
Couple three processes, and $X(t)$ to $Q(t)$.

Many second class particles **plus one**



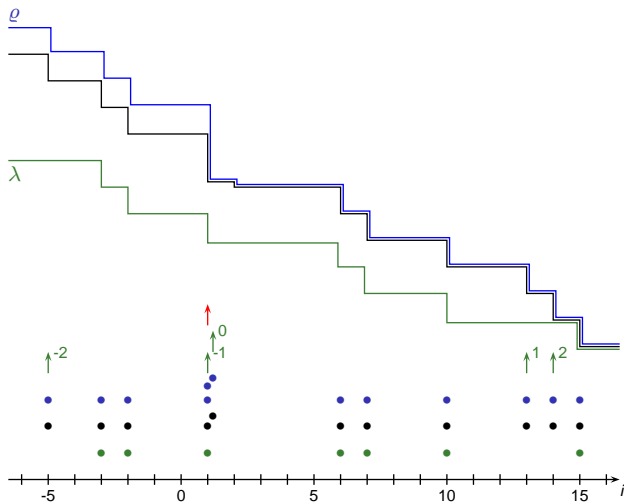
Couple three processes, and $X(t)$ to $Q(t)$.

Many second class particles plus one



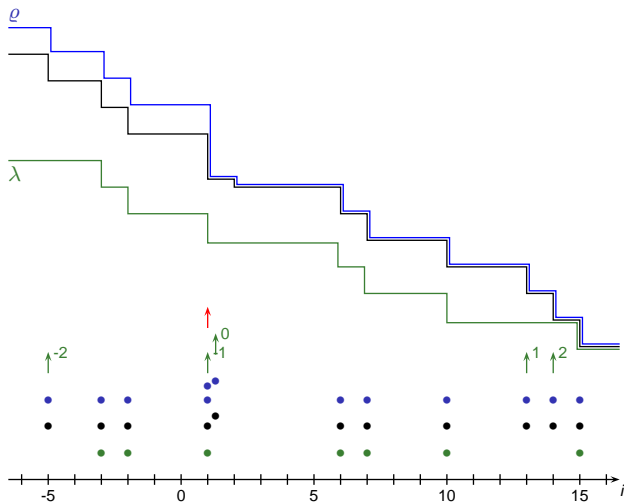
Couple three processes, and $X(t)$ to $Q(t)$.

Many second class particles **plus one**



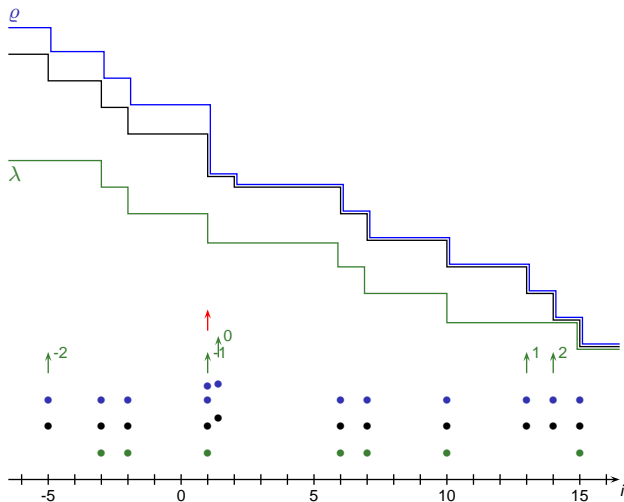
Couple three processes, and $X(t)$ to $Q(t)$.

Many second class particles **plus one**



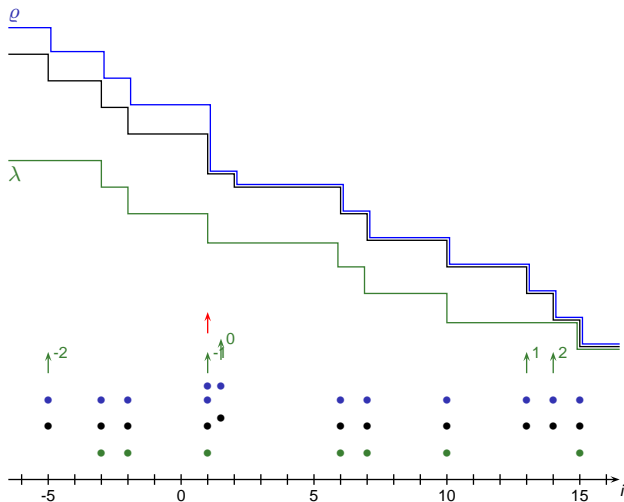
Couple three processes, and $X(t)$ to $Q(t)$.

Many second class particles plus one



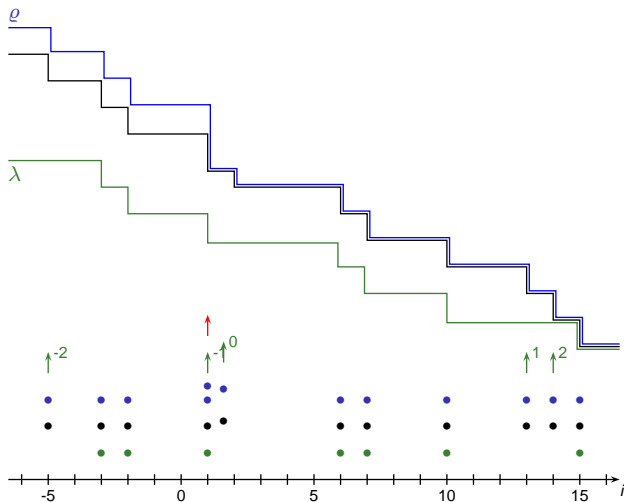
Couple three processes, and $X(t)$ to $Q(t)$.

Many second class particles plus one



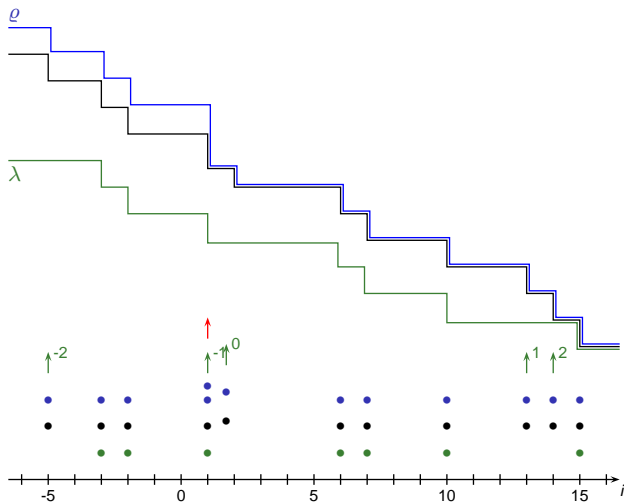
Couple three processes, and $X(t)$ to $Q(t)$.

Many second class particles plus one



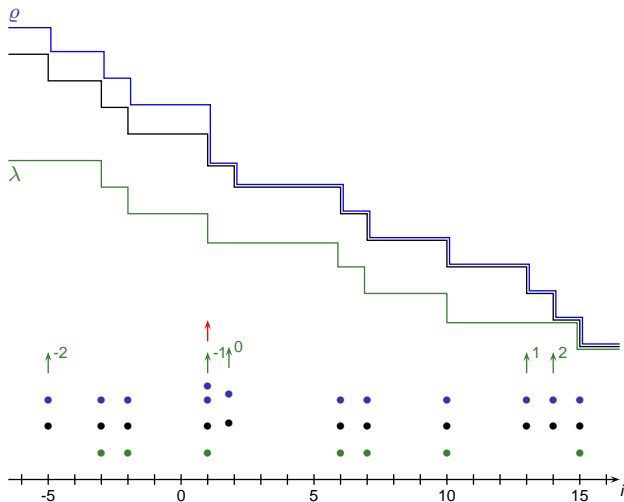
Couple three processes, and $X(t)$ to $Q(t)$.

Many second class particles **plus one**



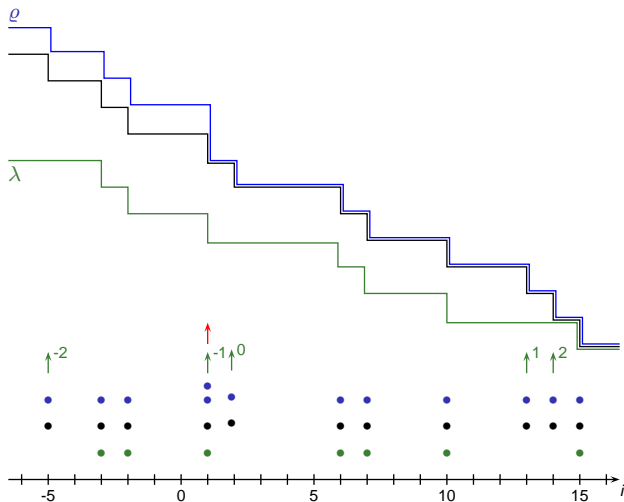
Couple three processes, and $X(t)$ to $Q(t)$.

Many second class particles plus one



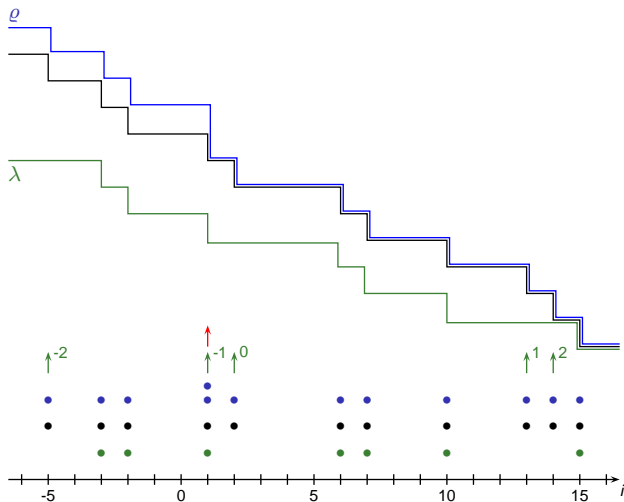
Couple three processes, and $X(t)$ to $Q(t)$.

Many second class particles **plus one**



Couple three processes, and $X(t)$ to $Q(t)$.

Many second class particles plus one



Couple three processes, and $X(t)$ to $Q(t)$.

Microscopic convexity/concavity

We say that a model has the **microscopic convexity property**, if there is such a three-process coupling by which $Q(t) \geq X(t)$ —**tight error** can be achieved.

Microscopic convexity/concavity

We (almost) say that a model has the **microscopic convexity property**, if there is such a three-process coupling by which $Q(t) \geq X(t)$ —**tight error** can be achieved.

Microscopic convexity/concavity

We (almost) say that a model has the **microscopic convexity property**, if there is such a three-process coupling by which $Q(t) \geq X(t)$ - **tight error** can be achieved.

We (almost) say that a model has the **microscopic concavity property**, if there is such a three-process coupling by which $Q(t) \leq X(t)$ + **tight error** can be achieved.

Normal fluctuations:

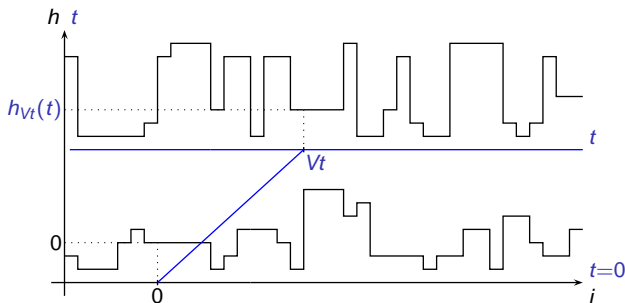
Once we have the microscopic convexity/concavity property,

Normal fluctuations:

Once we have the microscopic convexity/concavity property,

Theorem (Ferrari-Fontes (ASEP); B. (TAZRP, TABL))

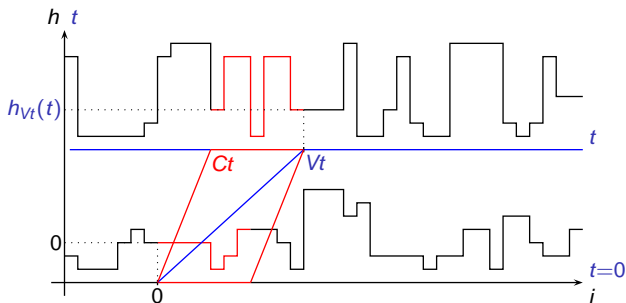
$$\lim_{t \rightarrow \infty} \frac{\text{Var}(h_{Vt}(t))}{t} = \text{Var}(\omega) \cdot |C - V|$$



Normal fluctuations:

Once we have the microscopic convexity/concavity property,
 Theorem (Ferrari-Fontes (ASEP); B. (TAZRP, TABL))

$$\lim_{t \rightarrow \infty} \frac{\text{Var}(h_{Vt}(t))}{t} = \text{Var}(\omega) \cdot |C - V|$$



Initial fluctuations are transported along the characteristics on this scale.

Abnormal fluctuations:

Once we have the microscopic convexity/concavity property,

Abnormal fluctuations:

Once we have the microscopic convexity/concavity property,
On the characteristics $V = C$,

Theorem (B. - Komjáthy - Seppäläinen (ASEP, exponential concave TAZRP, exponential convex TABLP so far...))

$$0 < \liminf_{t \rightarrow \infty} \frac{\mathbf{Var}(h_{Ct}(t))}{t^{2/3}} \leq \limsup_{t \rightarrow \infty} \frac{\mathbf{Var}(h_{Ct}(t))}{t^{2/3}} < \infty.$$

Abnormal fluctuations:

Once we have the microscopic convexity/concavity property,
On the characteristics $V = C$,

Theorem (B. - Komjáthy - Seppäläinen (ASEP, exponential concave TAZRP, exponential convex TABLP so far...))

$$0 < \liminf_{t \rightarrow \infty} \frac{\mathbf{Var}(h_{Ct}(t))}{t^{2/3}} \leq \limsup_{t \rightarrow \infty} \frac{\mathbf{Var}(h_{Ct}(t))}{t^{2/3}} < \infty.$$

Important preliminaries were Cator and Groeneboom 2006, B.,
Cator and Seppäläinen 2006.

Abnormal fluctuations:

Once we have the microscopic convexity/concavity property,
On the characteristics $V = C$,

Theorem (B. - Komjáthy - Seppäläinen (ASEP, exponential concave TAZRP, exponential convex TABLP so far...))

$$0 < \liminf_{t \rightarrow \infty} \frac{\text{Var}(h_{Ct}(t))}{t^{2/3}} \leq \limsup_{t \rightarrow \infty} \frac{\text{Var}(h_{Ct}(t))}{t^{2/3}} < \infty.$$

Important preliminaries were Cator and Groeneboom 2006, B.,
Cator and Seppäläinen 2006.

Other exclusion processes: Quastel and Valkó 2007.

Abnormal fluctuations:

Once we have the microscopic convexity/concavity property,
On the characteristics $V = C$,

Theorem (B. - Komjáthy - Seppäläinen (ASEP, exponential concave TAZRP, exponential convex TABLP so far...))

$$0 < \liminf_{t \rightarrow \infty} \frac{\text{Var}(h_{Ct}(t))}{t^{2/3}} \leq \limsup_{t \rightarrow \infty} \frac{\text{Var}(h_{Ct}(t))}{t^{2/3}} < \infty.$$

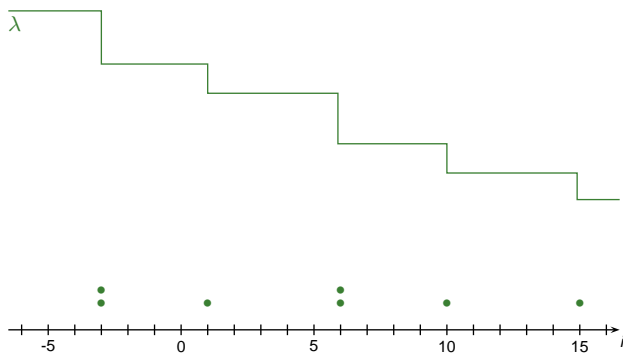
Important preliminaries were Cator and Groeneboom 2006, B.,
Cator and Seppäläinen 2006.

Other exclusion processes: Quastel and Valkó 2007.

There are limit distribution results for TASEP e.g. by Johansson 2000, Prähofer and Spohn 2001, Ferrari and Spohn 2006.

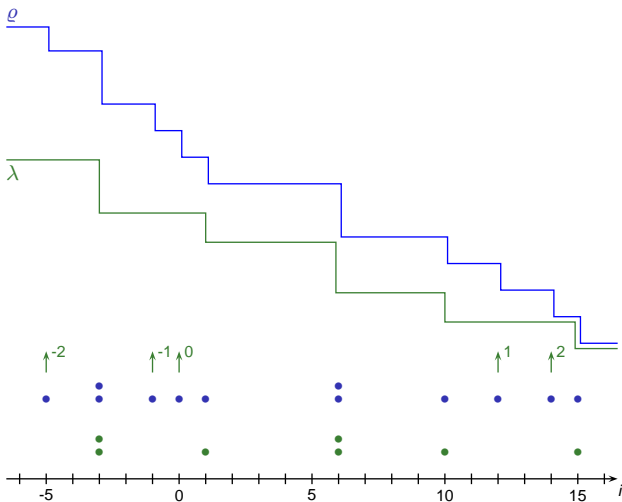
Their methods give limit distributions as well, but are very model-dependent: they rewrite the model as a determinantal process, and perform asymptotic analysis of the determinants.

Proof: many second class particles



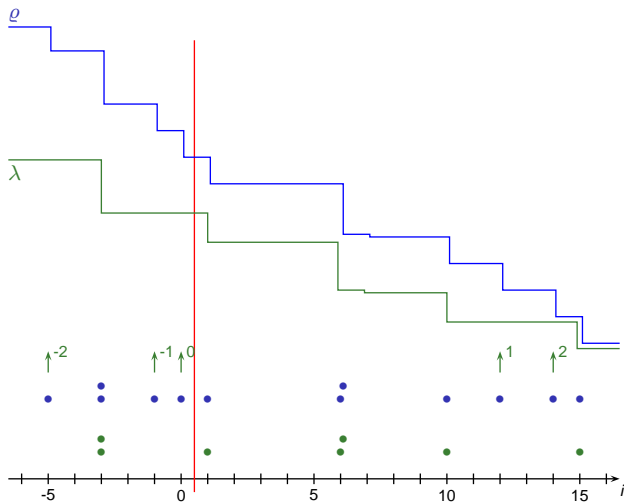
Second class particle current: difference in growth.

Proof: many second class particles



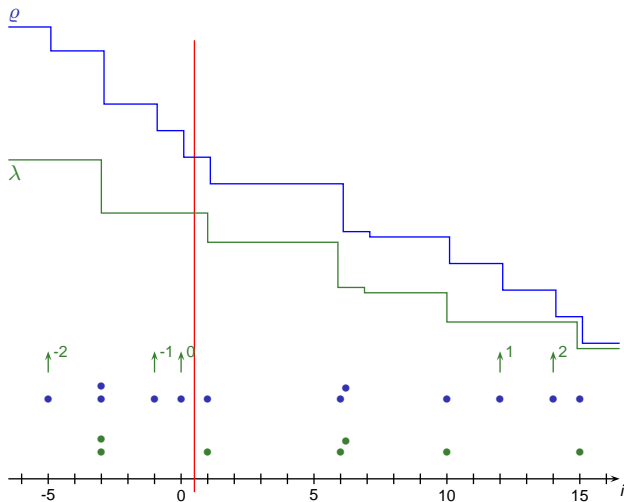
Second class particle current: difference in growth.

Proof: many second class particles



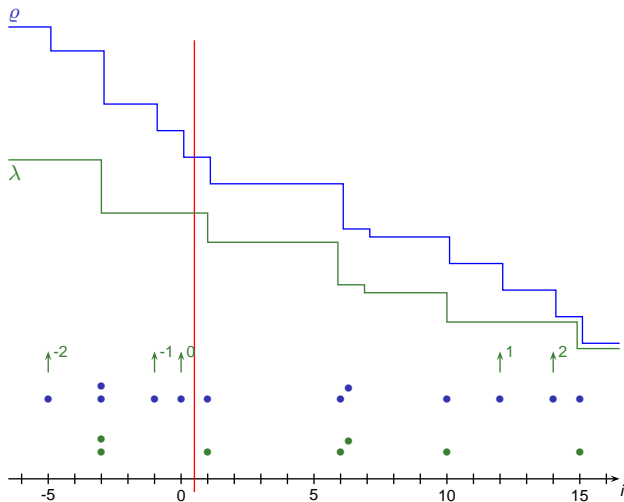
Second class particle current: difference in growth.

Proof: many second class particles



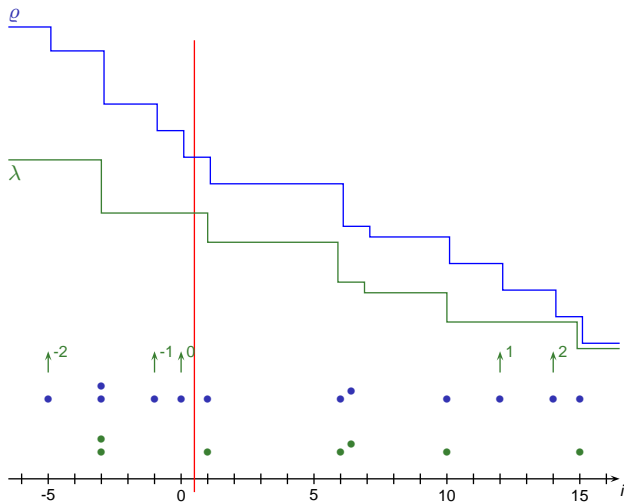
Second class particle current: difference in growth.

Proof: many second class particles



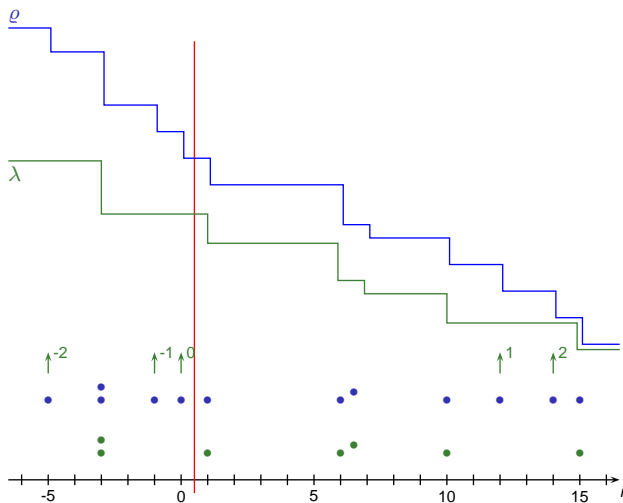
Second class particle current: difference in growth.

Proof: many second class particles



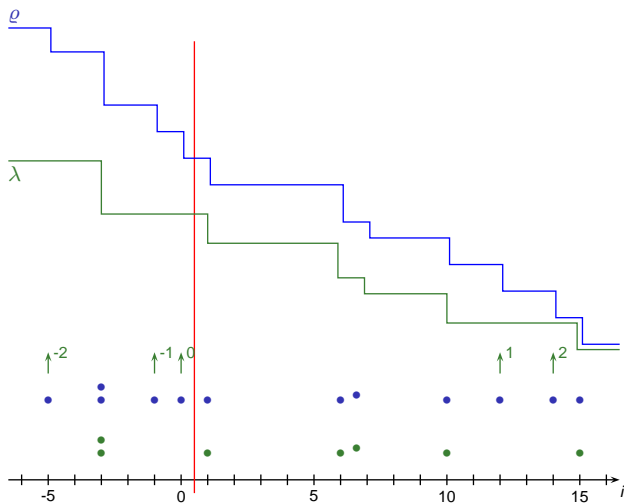
Second class particle current: difference in growth.

Proof: many second class particles



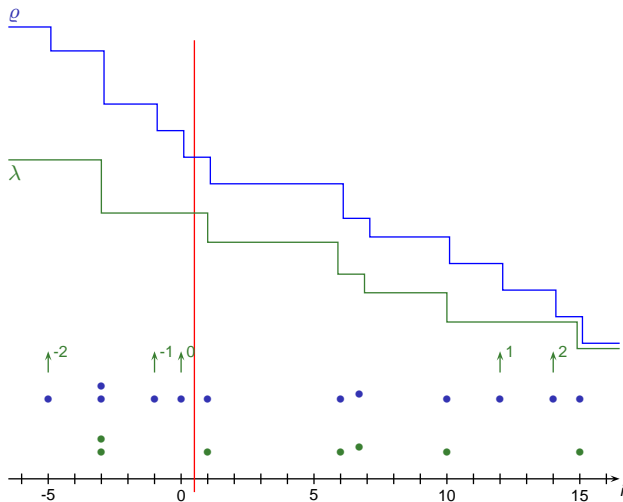
Second class particle current: difference in growth.

Proof: many second class particles



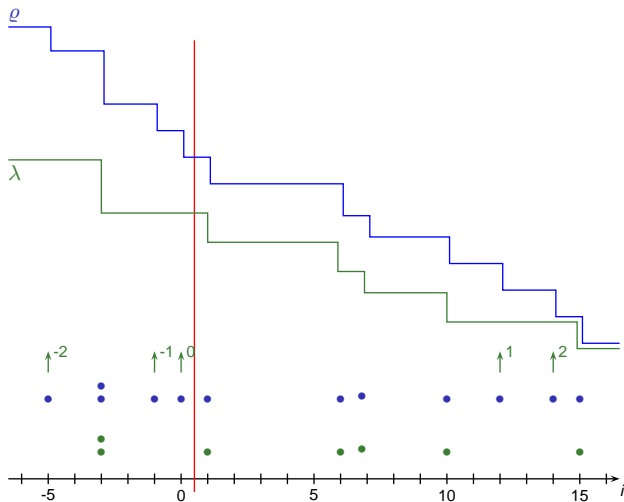
Second class particle current: difference in growth.

Proof: many second class particles



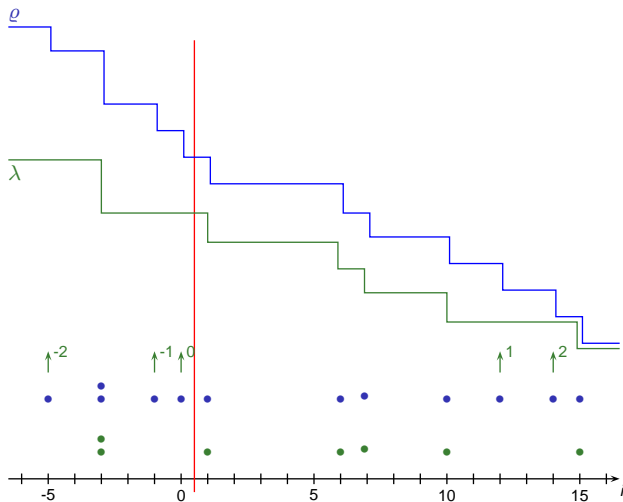
Second class particle current: difference in growth.

Proof: many second class particles



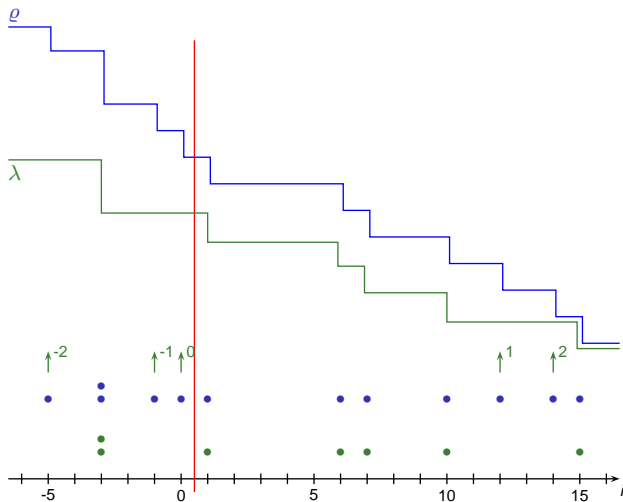
Second class particle current: difference in growth.

Proof: many second class particles



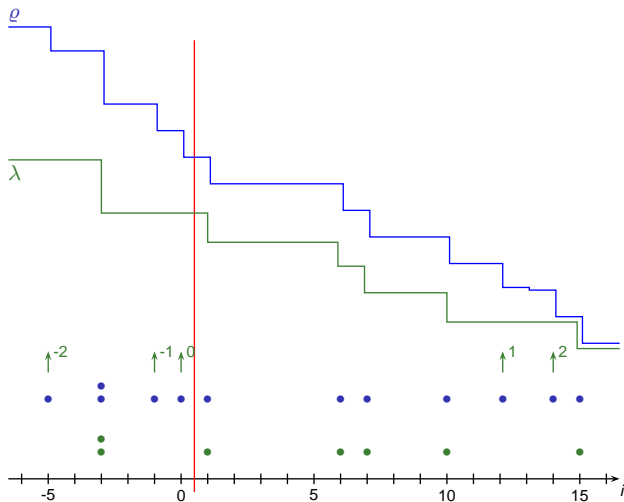
Second class particle current: difference in growth.

Proof: many second class particles



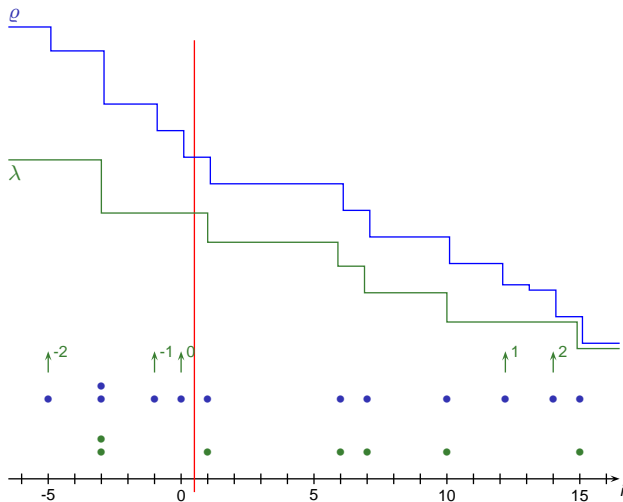
Second class particle current: difference in growth.

Proof: many second class particles



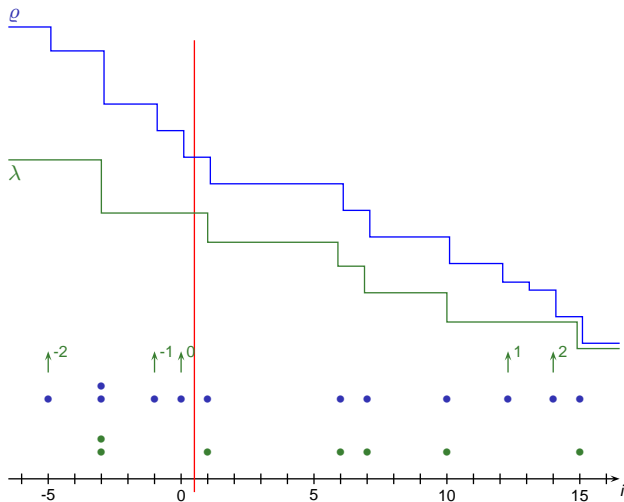
Second class particle current: difference in growth.

Proof: many second class particles



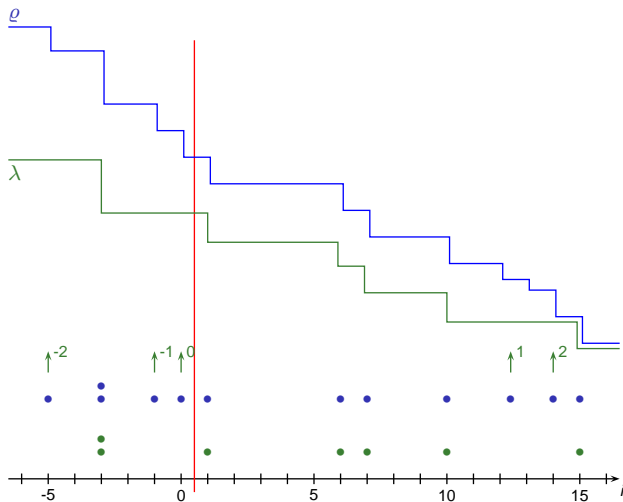
Second class particle current: difference in growth.

Proof: many second class particles



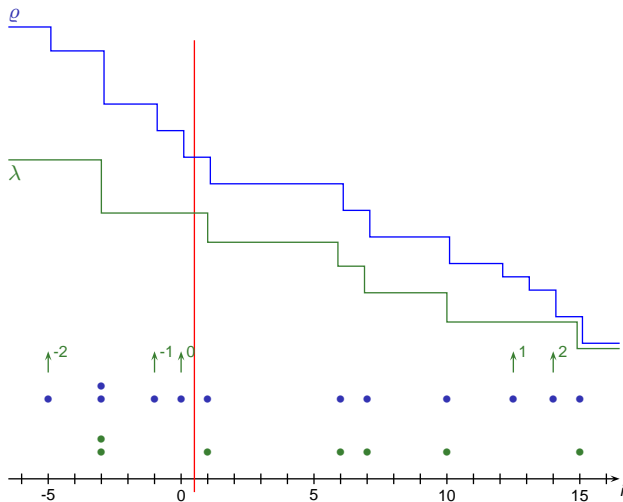
Second class particle current: difference in growth.

Proof: many second class particles



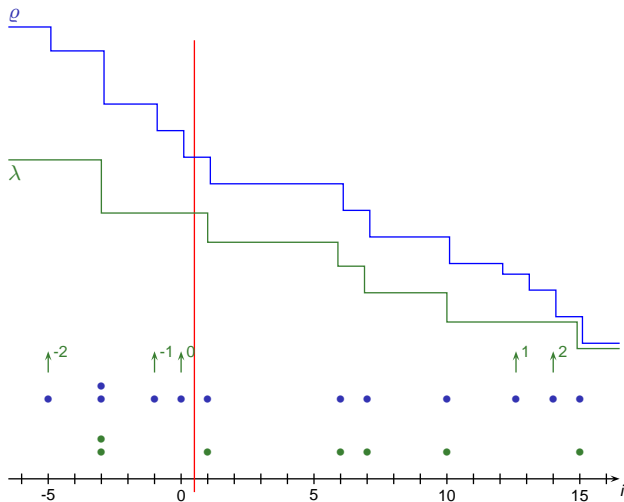
Second class particle current: difference in growth.

Proof: many second class particles



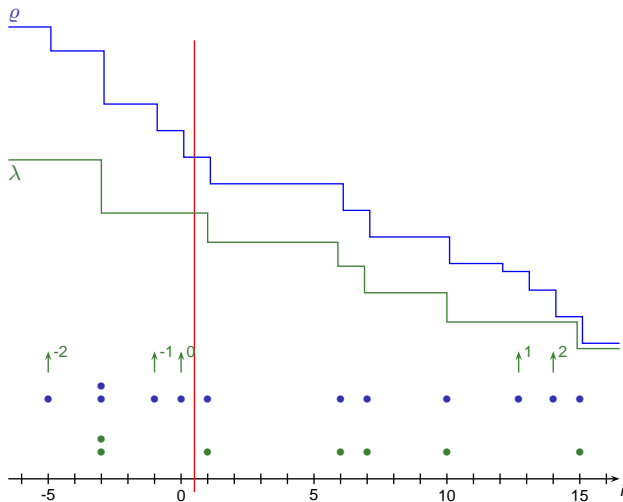
Second class particle current: difference in growth.

Proof: many second class particles



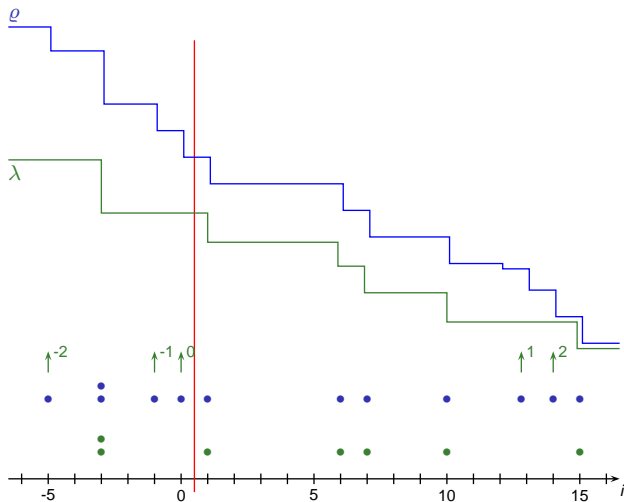
Second class particle current: difference in growth.

Proof: many second class particles



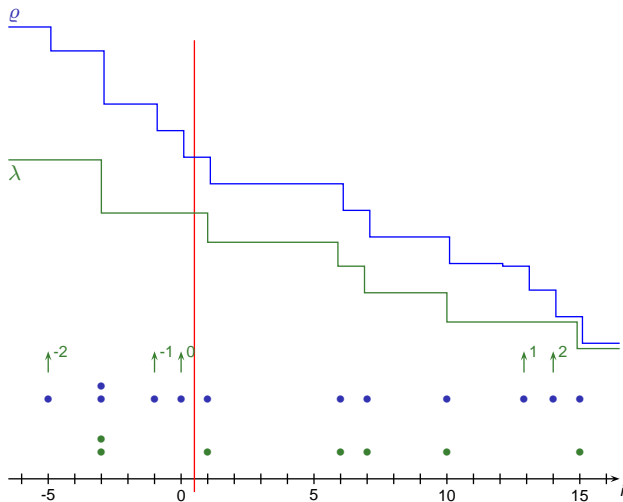
Second class particle current: difference in growth.

Proof: many second class particles



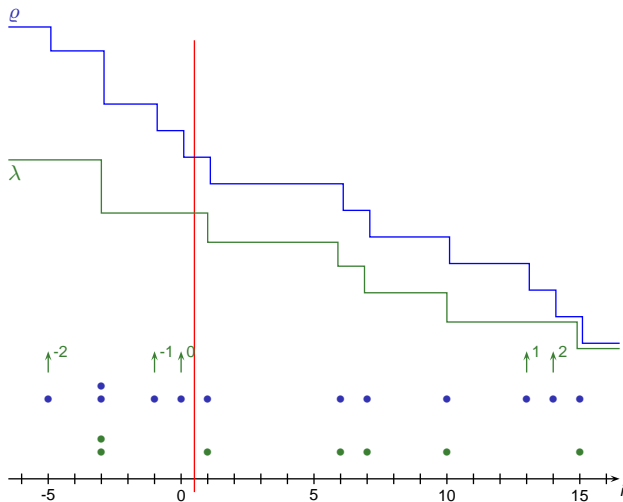
Second class particle current: difference in growth.

Proof: many second class particles



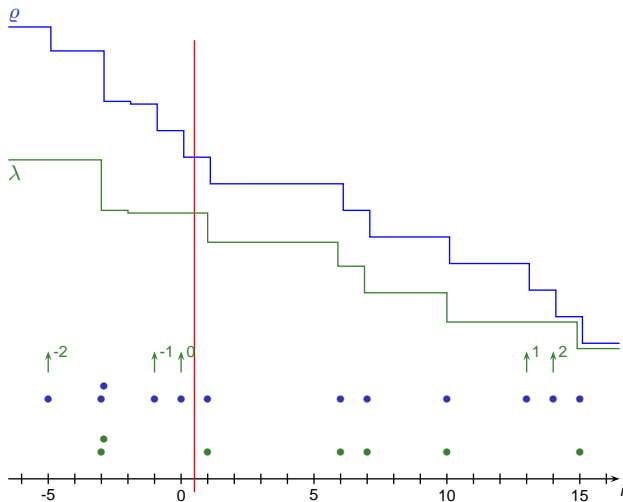
Second class particle current: difference in growth.

Proof: many second class particles



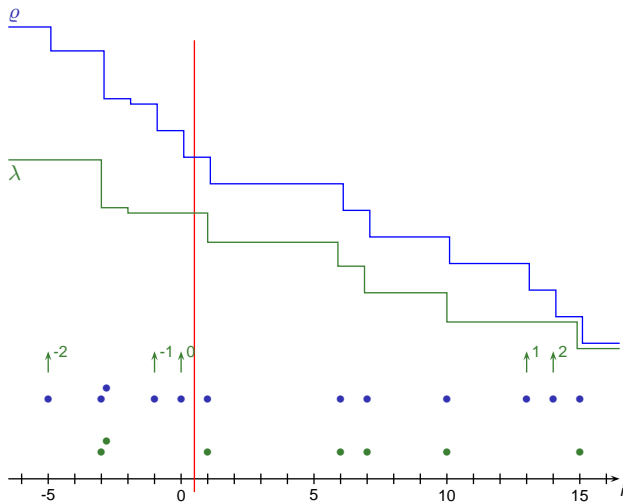
Second class particle current: difference in growth.

Proof: many second class particles



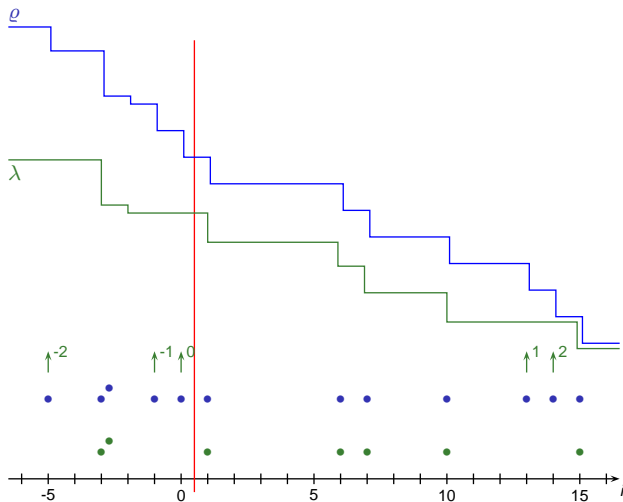
Second class particle current: difference in growth.

Proof: many second class particles



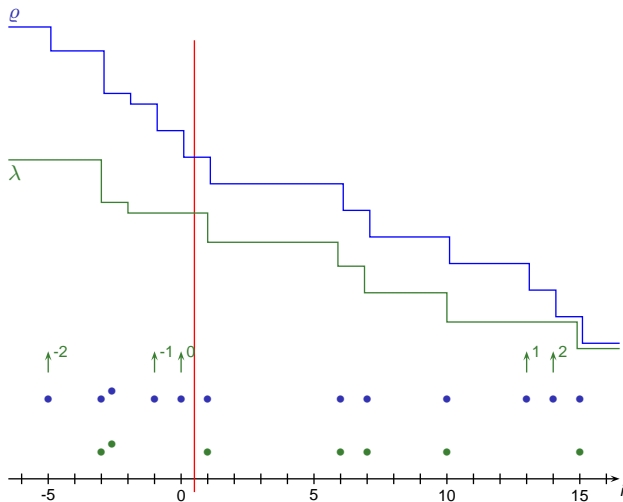
Second class particle current: difference in growth.

Proof: many second class particles



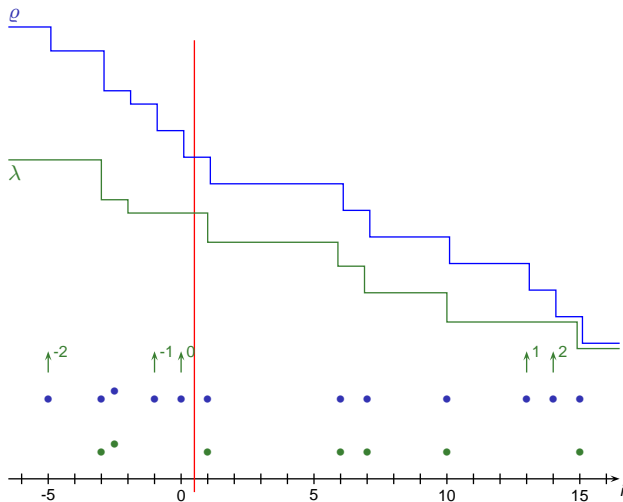
Second class particle current: difference in growth.

Proof: many second class particles



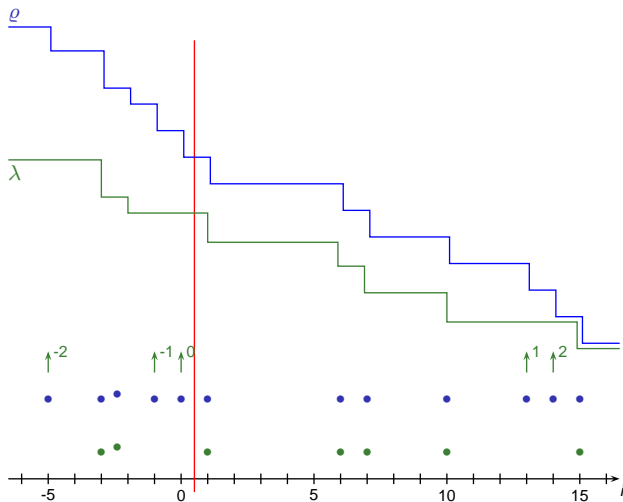
Second class particle current: difference in growth.

Proof: many second class particles



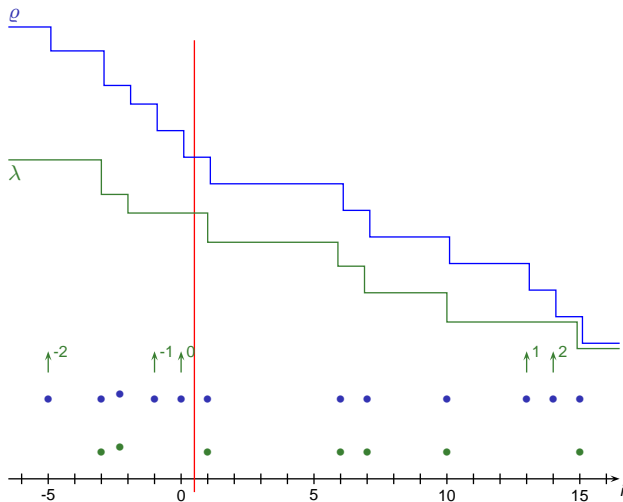
Second class particle current: difference in growth.

Proof: many second class particles



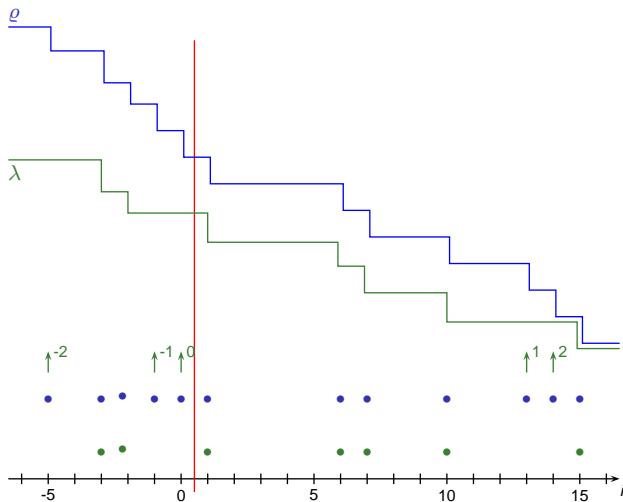
Second class particle current: difference in growth.

Proof: many second class particles



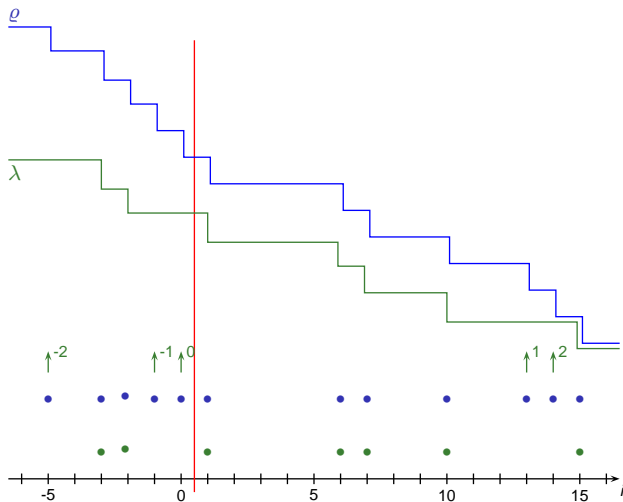
Second class particle current: difference in growth.

Proof: many second class particles



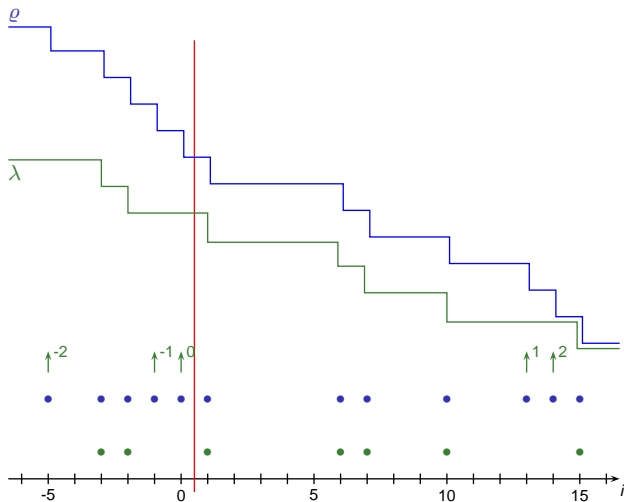
Second class particle current: difference in growth.

Proof: many second class particles



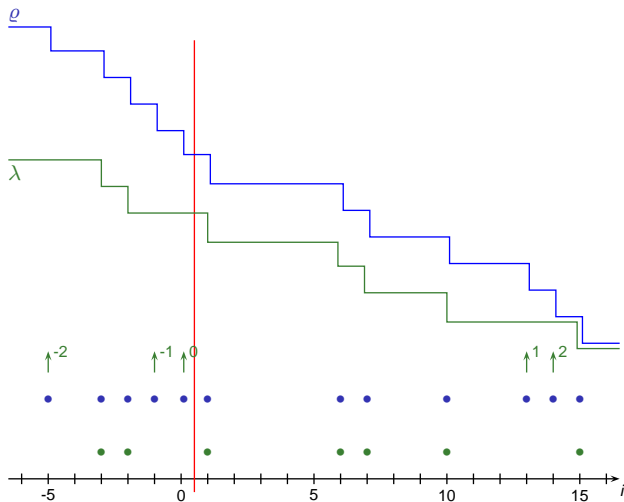
Second class particle current: difference in growth.

Proof: many second class particles



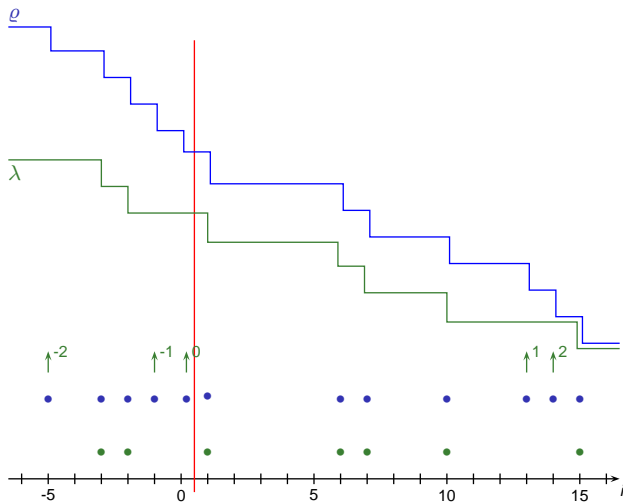
Second class particle current: difference in growth.

Proof: many second class particles



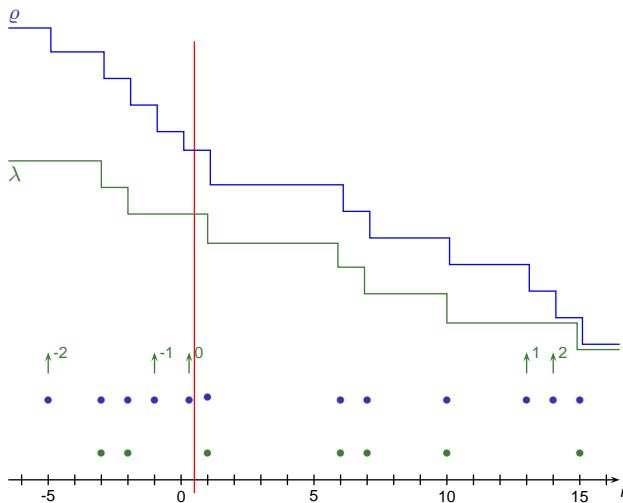
Second class particle current: difference in growth.

Proof: many second class particles



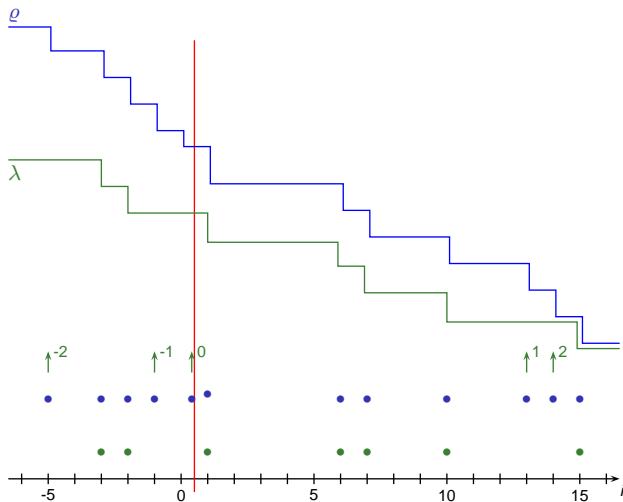
Second class particle current: difference in growth.

Proof: many second class particles



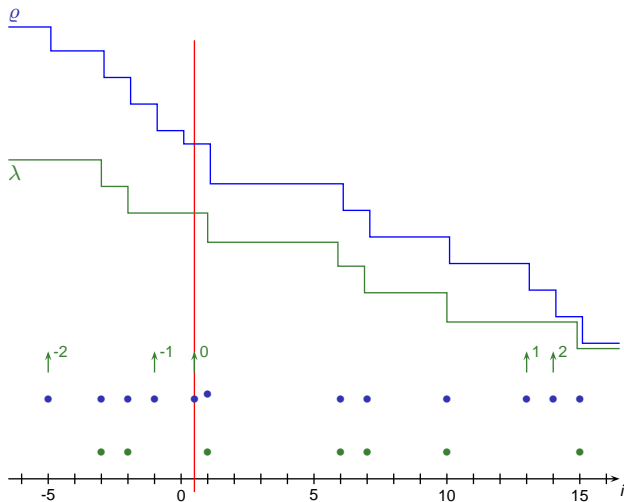
Second class particle current: difference in growth.

Proof: many second class particles



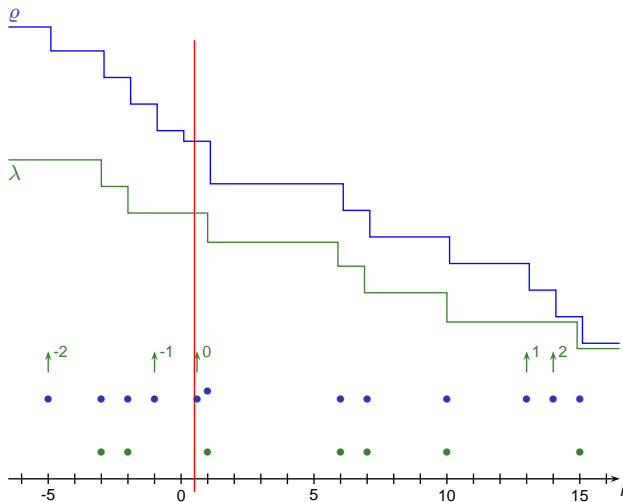
Second class particle current: difference in growth.

Proof: many second class particles



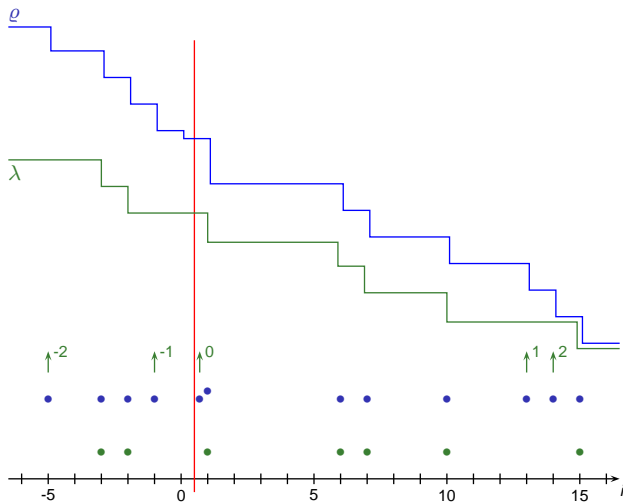
Second class particle current: difference in growth.

Proof: many second class particles



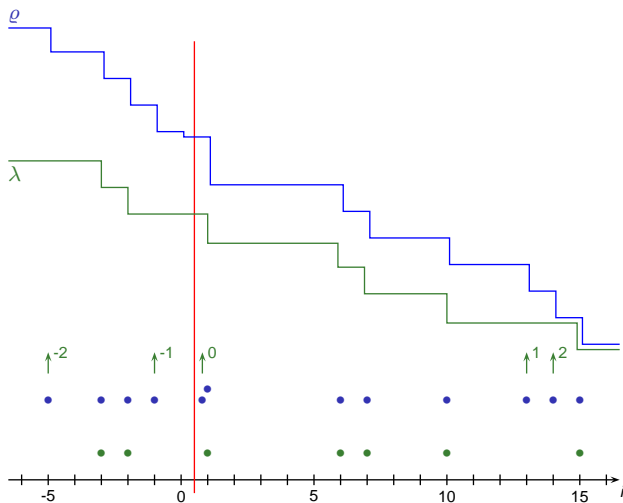
Second class particle current: difference in growth.

Proof: many second class particles



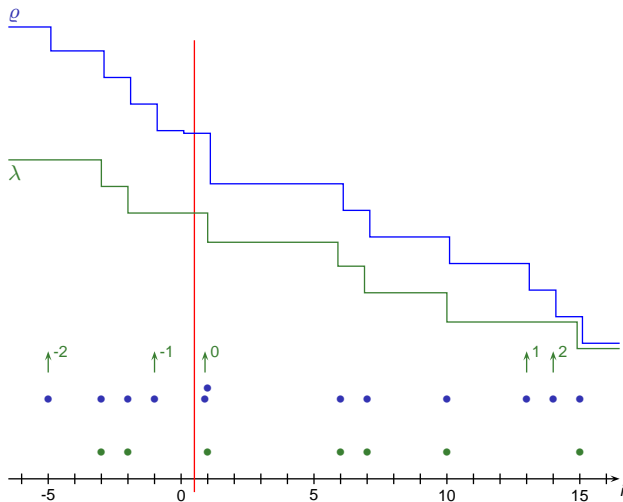
Second class particle current: difference in growth.

Proof: many second class particles



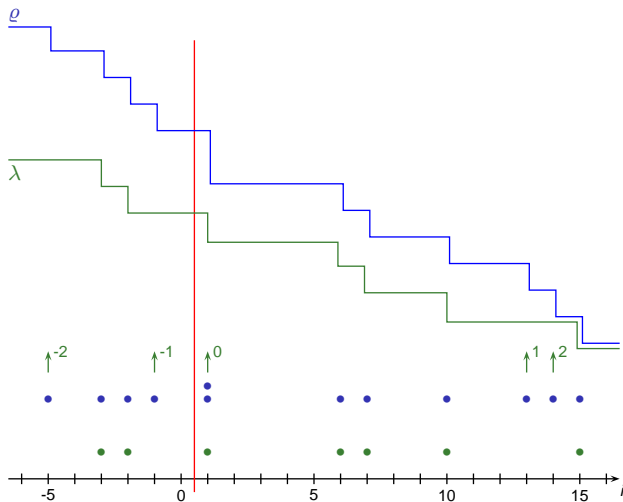
Second class particle current: difference in growth.

Proof: many second class particles



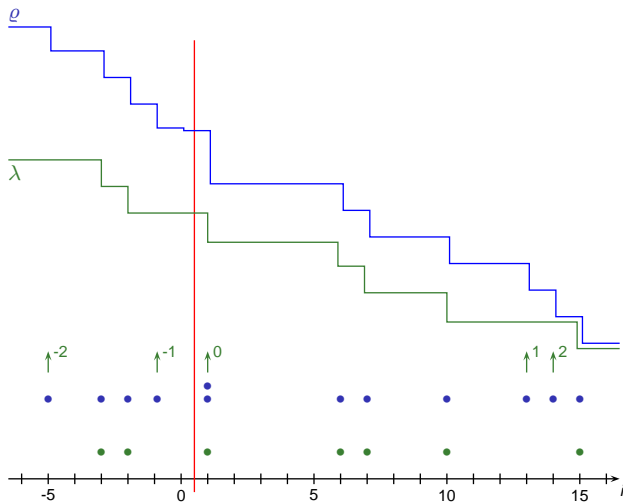
Second class particle current: difference in growth.

Proof: many second class particles



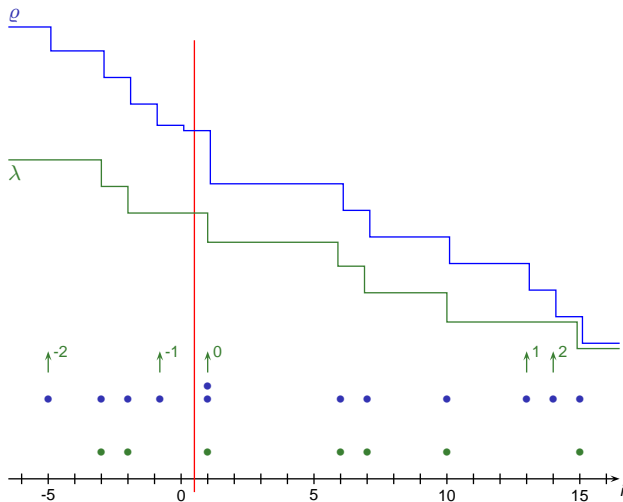
Second class particle current: difference in growth.

Proof: many second class particles



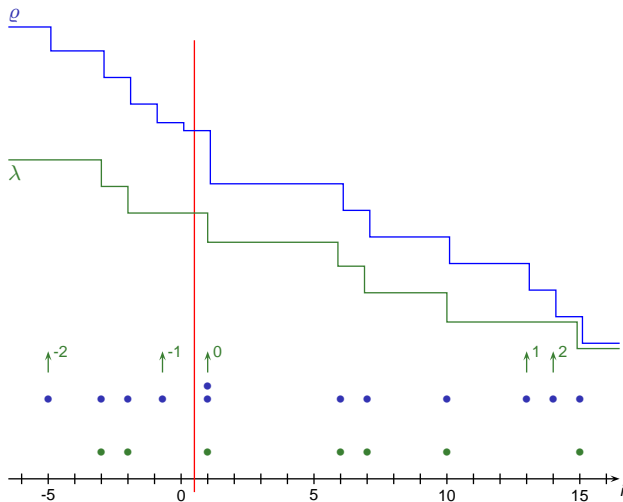
Second class particle current: difference in growth.

Proof: many second class particles



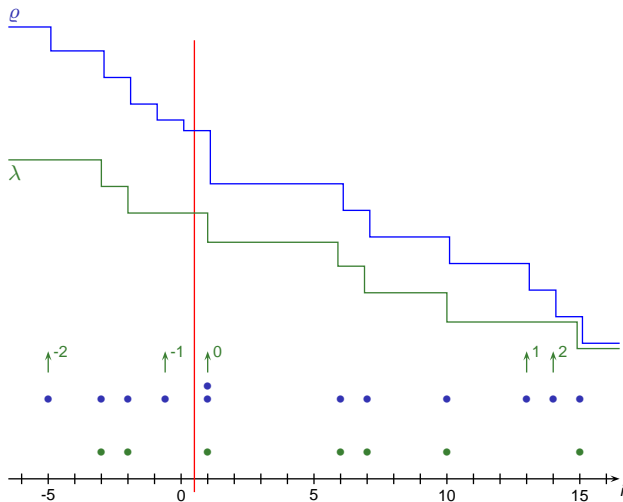
Second class particle current: difference in growth.

Proof: many second class particles



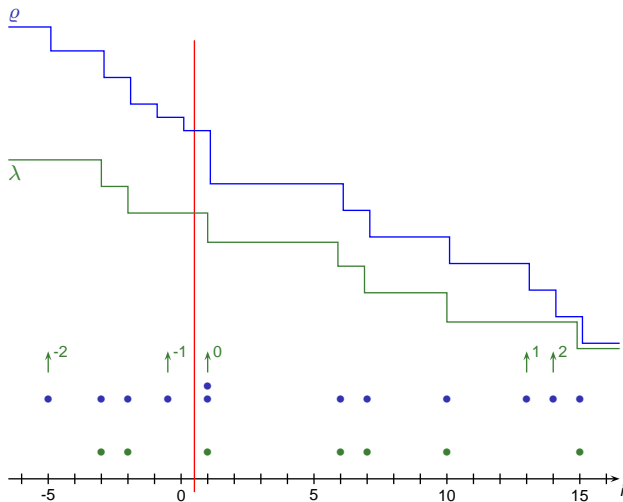
Second class particle current: difference in growth.

Proof: many second class particles



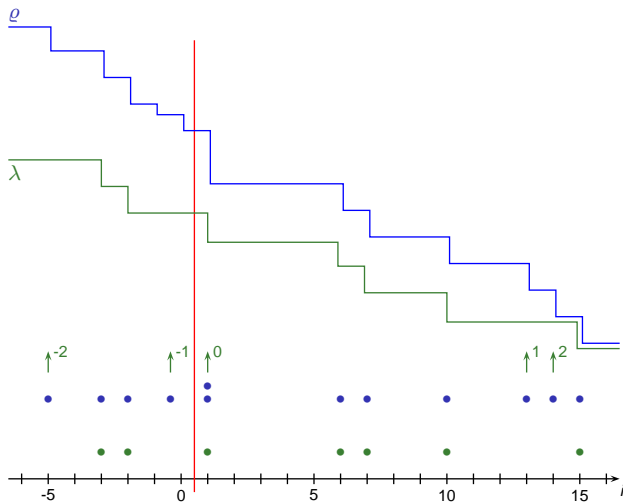
Second class particle current: difference in growth.

Proof: many second class particles



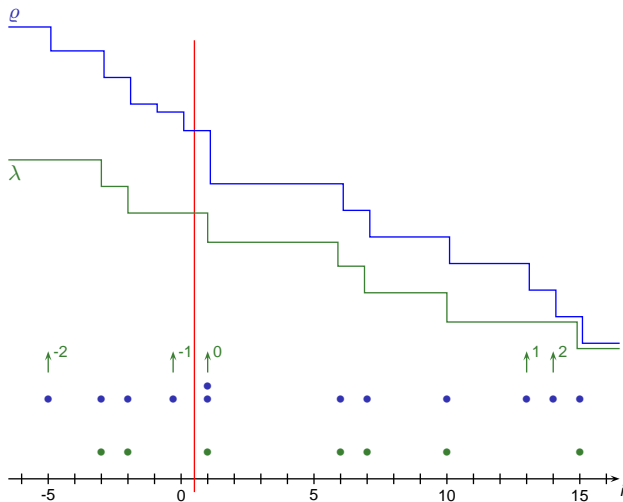
Second class particle current: difference in growth.

Proof: many second class particles



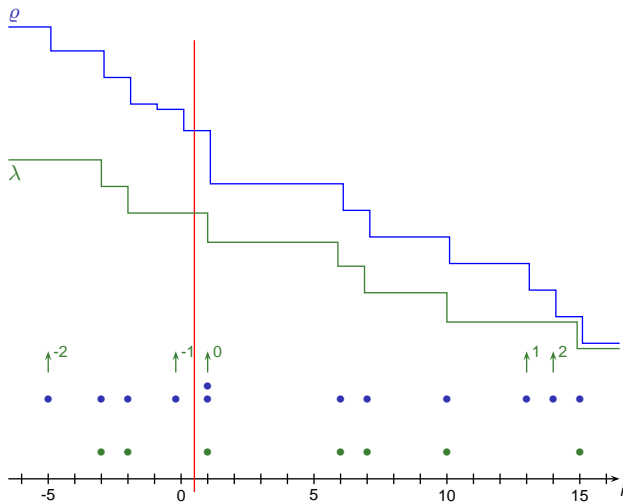
Second class particle current: difference in growth.

Proof: many second class particles



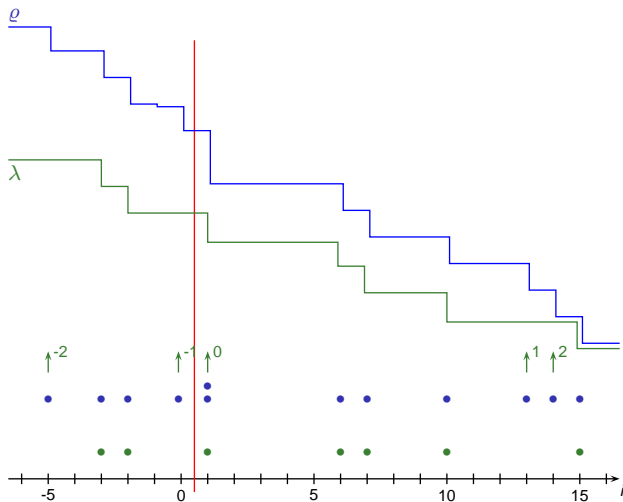
Second class particle current: difference in growth.

Proof: many second class particles



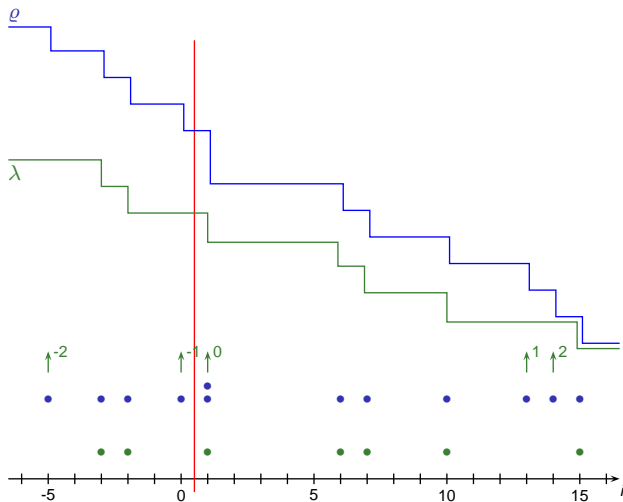
Second class particle current: difference in growth.

Proof: many second class particles



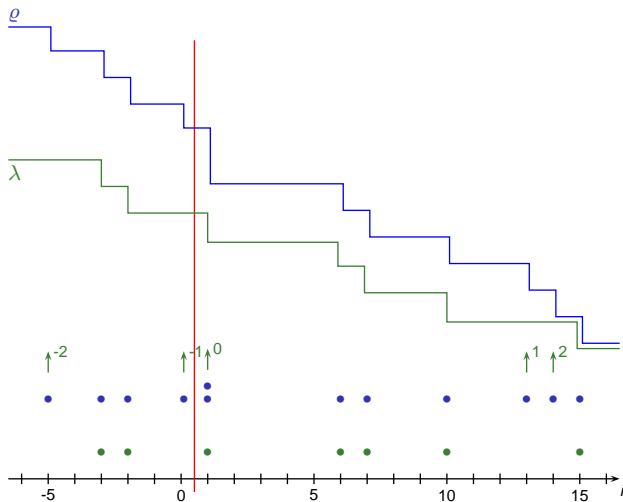
Second class particle current: difference in growth.

Proof: many second class particles



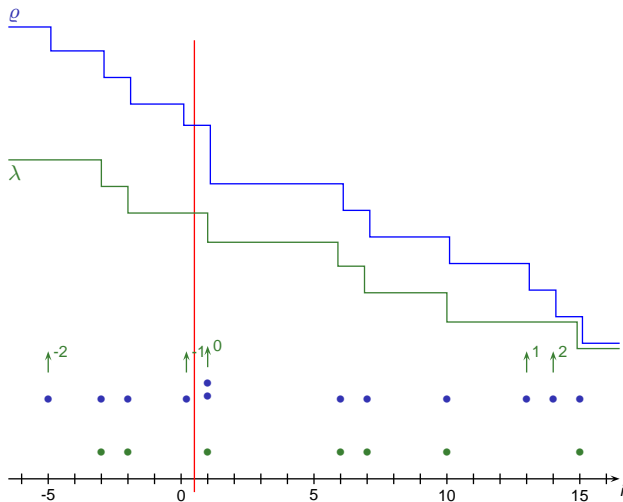
Second class particle current: difference in growth.

Proof: many second class particles



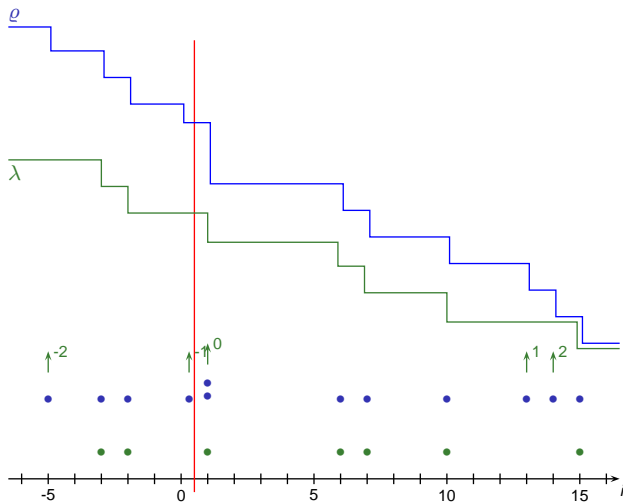
Second class particle current: difference in growth.

Proof: many second class particles



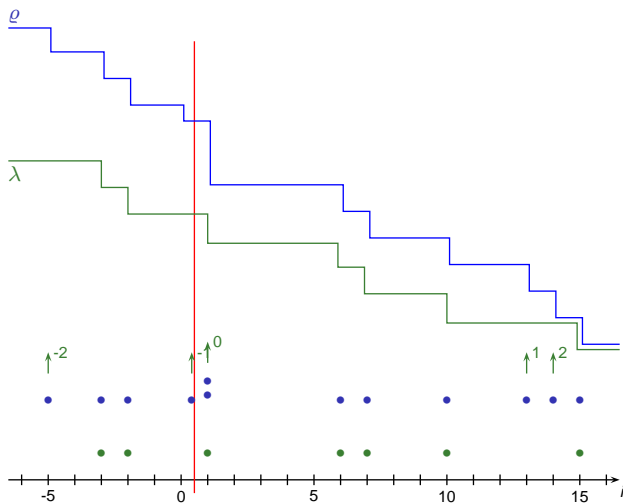
Second class particle current: difference in growth.

Proof: many second class particles



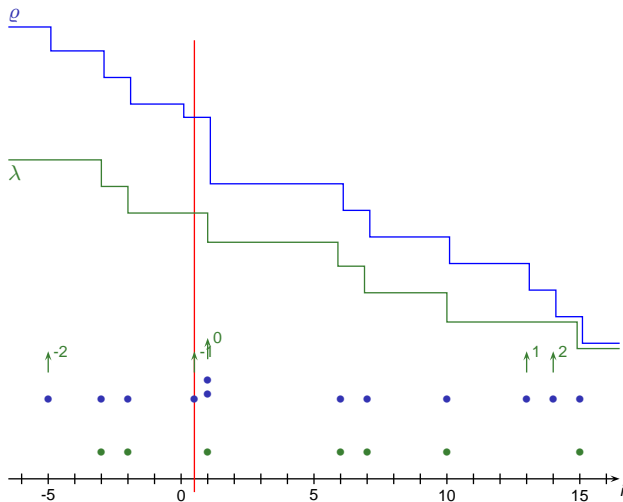
Second class particle current: difference in growth.

Proof: many second class particles



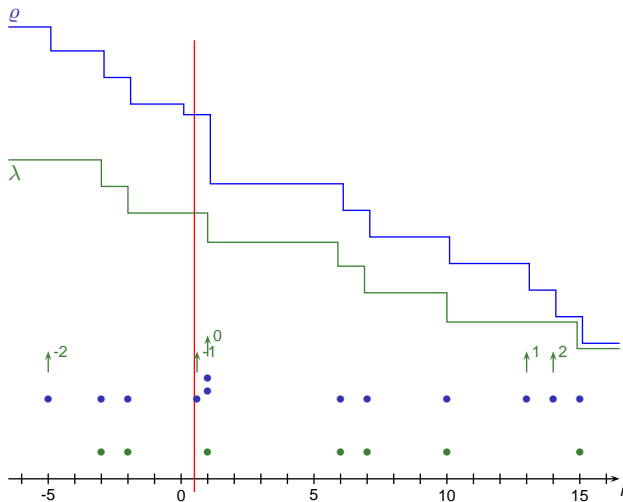
Second class particle current: difference in growth.

Proof: many second class particles



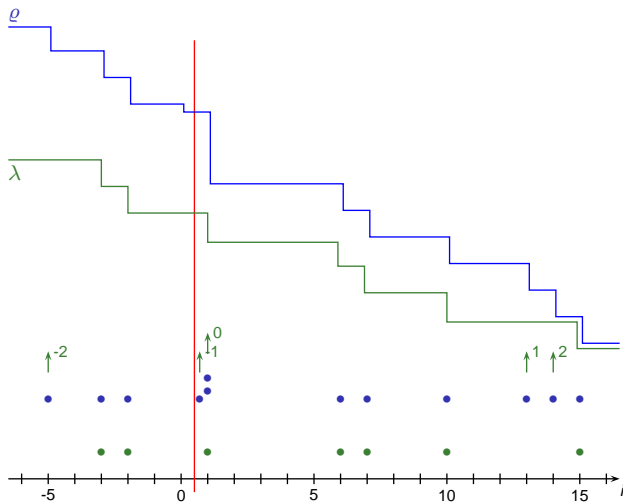
Second class particle current: difference in growth.

Proof: many second class particles



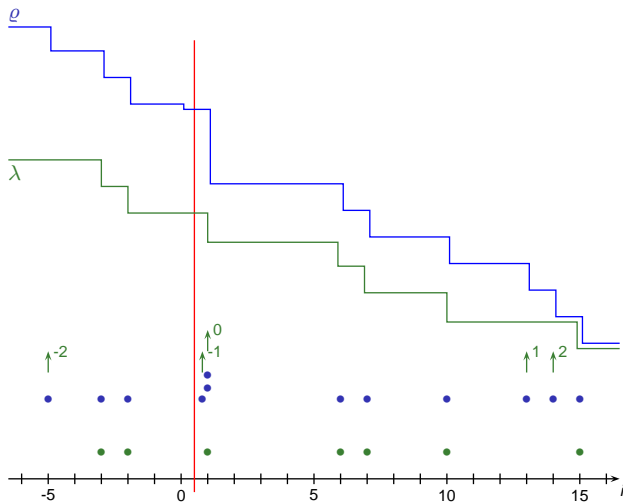
Second class particle current: difference in growth.

Proof: many second class particles



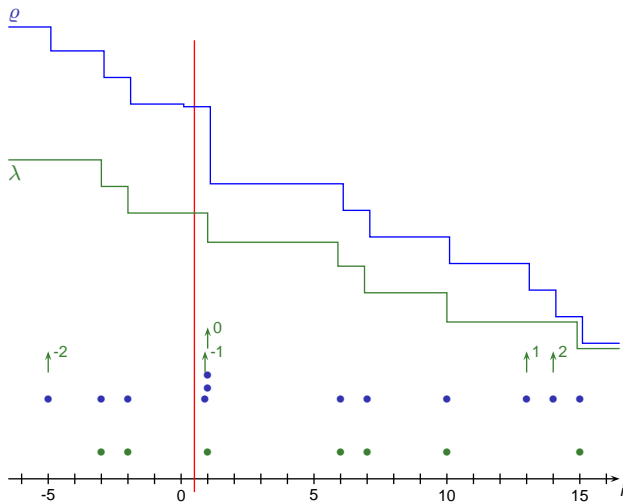
Second class particle current: difference in growth.

Proof: many second class particles



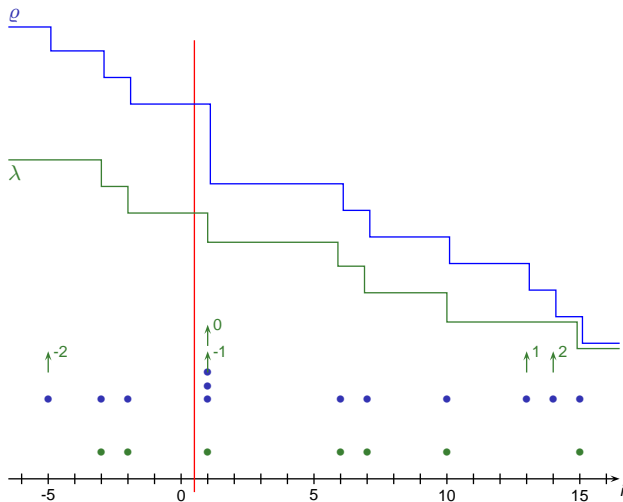
Second class particle current: difference in growth.

Proof: many second class particles



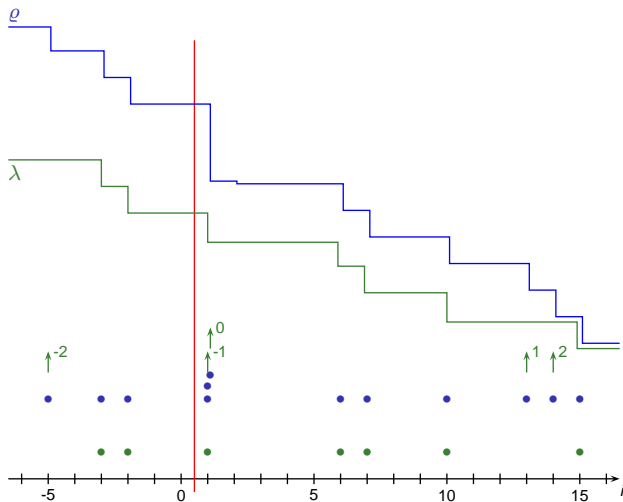
Second class particle current: difference in growth.

Proof: many second class particles



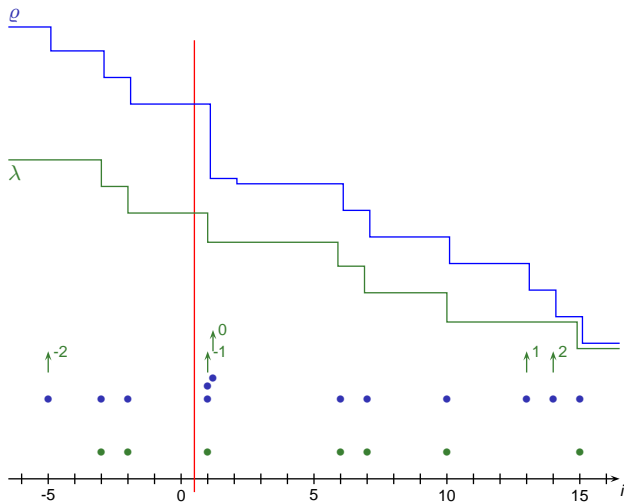
Second class particle current: difference in growth.

Proof: many second class particles



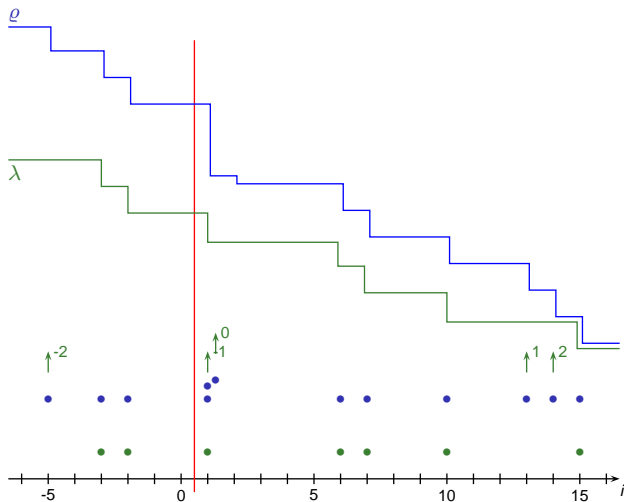
Second class particle current: difference in growth.

Proof: many second class particles



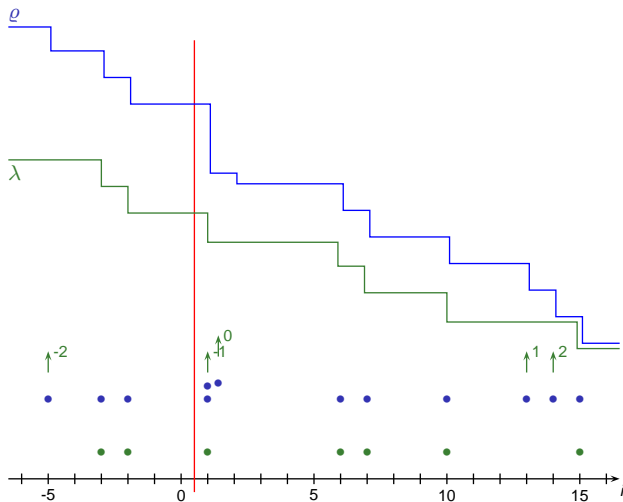
Second class particle current: difference in growth.

Proof: many second class particles



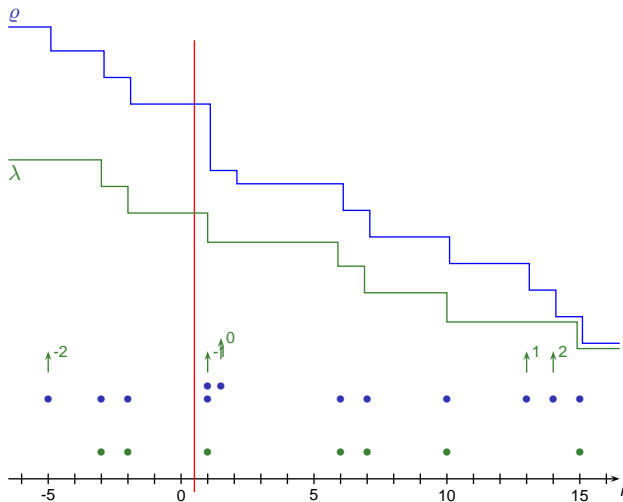
Second class particle current: difference in growth.

Proof: many second class particles



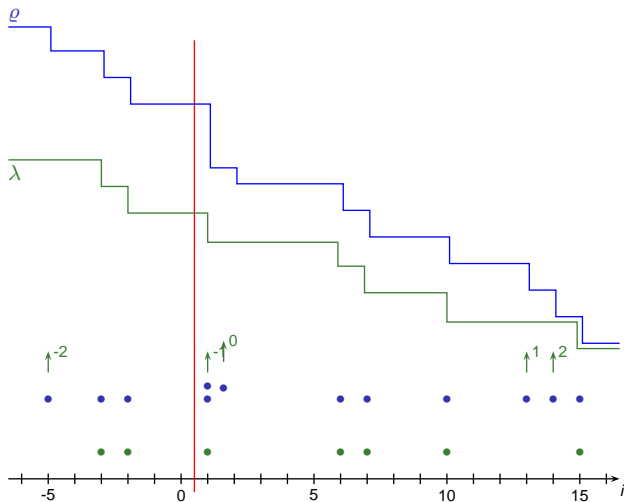
Second class particle current: difference in growth.

Proof: many second class particles



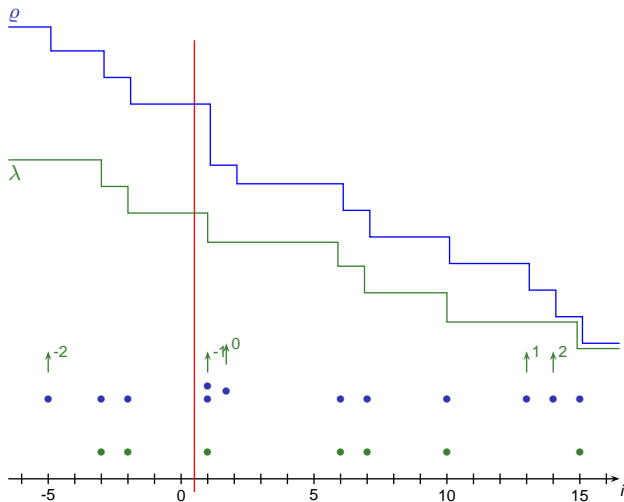
Second class particle current: difference in growth.

Proof: many second class particles



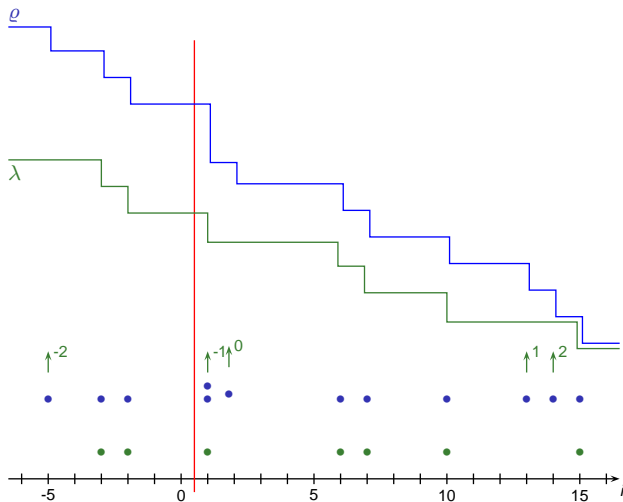
Second class particle current: difference in growth.

Proof: many second class particles



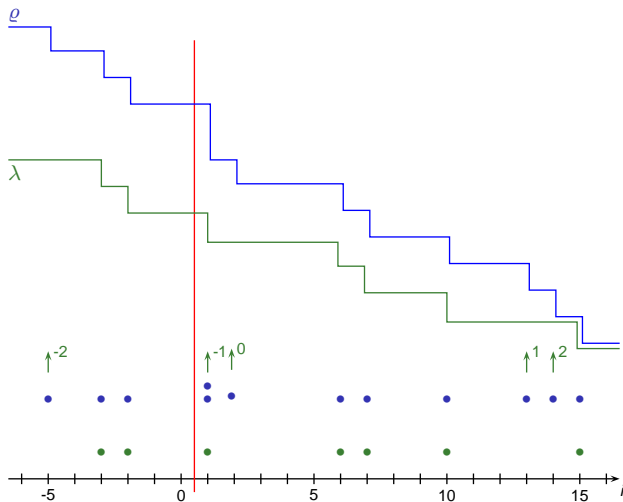
Second class particle current: difference in growth.

Proof: many second class particles



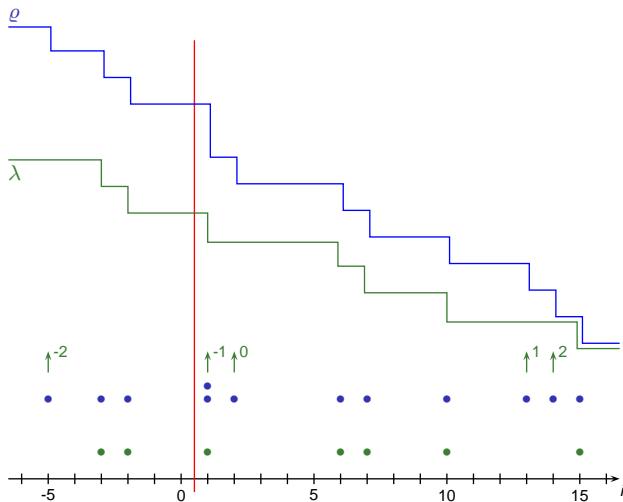
Second class particle current: difference in growth.

Proof: many second class particles



Second class particle current: difference in growth.

Proof: many second class particles



Second class particle current: difference in growth.

Upper bound (concave case)

$\mathbf{P}\{Q(t) \text{ is too large}\}$

Upper bound (concave case)

$$\mathbf{P}\{Q(t) \text{ is too large}\} \leq \mathbf{P}\{X(t) \text{ is too large}\}$$

Upper bound (concave case)

$$\begin{aligned} \mathbf{P}\{Q(t) \text{ is too large}\} &\leq \mathbf{P}\{X(t) \text{ is too large}\} \\ &\leq \mathbf{P}\{\text{too many } \uparrow\text{'s have crossed } Ct\} \end{aligned}$$

Upper bound (concave case)

$$\begin{aligned} \mathbf{P}\{Q(t) \text{ is too large}\} &\leq \mathbf{P}\{X(t) \text{ is too large}\} \\ &\leq \mathbf{P}\{\text{too many } \uparrow\text{'s have crossed } Ct\} \\ &\leq \mathbf{P}\{h_{Ct}(t) - h_{Ct}(t) \text{ is too large}\}. \end{aligned}$$

Upper bound (concave case)

$$\begin{aligned} \mathbf{P}\{Q(t) \text{ is too large}\} &\leq \mathbf{P}\{X(t) \text{ is too large}\} \\ &\leq \mathbf{P}\{\text{too many } \uparrow\text{'s have crossed } Ct\} \\ &\leq \mathbf{P}\{h_{Ct}(t) - h_{Ct}(t) \text{ is too large}\}. \end{aligned}$$

Centering $h_{Ct}(t) - h_{Ct}(t)$ brings in a second-order Taylor-expansion of $H(\varrho)$.

Upper bound (concave case)

$$\begin{aligned} \mathbf{P}\{Q(t) \text{ is too large}\} &\leq \mathbf{P}\{X(t) \text{ is too large}\} \\ &\leq \mathbf{P}\{\text{too many } \uparrow\text{'s have crossed } Ct\} \\ &\leq \mathbf{P}\{h_{Ct}(t) - h_{Ct}(t) \text{ is too large}\}. \end{aligned}$$

Centering $h_{Ct}(t) - h_{Ct}(t)$ brings in a second-order Taylor-expansion of $H(\rho)$. This is another point where concavity of the flux matters.

Upper bound (concave case)

$$\begin{aligned}
 \mathbf{P}\{Q(t) \text{ is too large}\} &\leq \mathbf{P}\{X(t) \text{ is too large}\} \\
 &\leq \mathbf{P}\{\text{too many } \uparrow\text{'s have crossed } Ct\} \\
 &\leq \mathbf{P}\{h_{Ct}(t) - h_{Ct}(t) \text{ is too large}(\lambda)\}.
 \end{aligned}$$

Centering $h_{Ct}(t) - h_{Ct}(t)$ brings in a second-order Taylor-expansion of $H(\varrho)$. This is another point where concavity of the flux matters.

Upper bound (concave case)

$$\begin{aligned}
 \mathbf{P}\{Q(t) \text{ is too large}\} &\leq \mathbf{P}\{X(t) \text{ is too large}\} \\
 &\leq \mathbf{P}\{\text{too many } \uparrow\text{'s have crossed } Ct\} \\
 &\leq \mathbf{P}\{h_{Ct}(t) - h_{Ct}(t) \text{ is too large}(\lambda)\}.
 \end{aligned}$$

Centering $h_{Ct}(t) - h_{Ct}(t)$ brings in a second-order Taylor-expansion of $H(\varrho)$. This is another point where concavity of the flux matters.

Optimize “too large(λ)” in λ ,

Upper bound (concave case)

$$\begin{aligned}
 \mathbf{P}\{Q(t) \text{ is too large}\} &\leq \mathbf{P}\{X(t) \text{ is too large}\} \\
 &\leq \mathbf{P}\{\text{too many } \uparrow\text{'s have crossed } Ct\} \\
 &\leq \mathbf{P}\{h_{Ct}(t) - h_{Ct}(t) \text{ is too large}(\lambda)\}.
 \end{aligned}$$

Centering $h_{Ct}(t) - h_{Ct}(t)$ brings in a second-order Taylor-expansion of $H(\varrho)$. This is another point where concavity of the flux matters.

Optimize “too large(λ)” in λ , use Chebyshev’s inequality and relate $\mathbf{Var}(h_{Ct}(t))$ to $\mathbf{Var}(h_{Ct}(t))$.

Upper bound (concave case)

$$\begin{aligned}
 \mathbf{P}\{Q(t) \text{ is too large}\} &\leq \mathbf{P}\{X(t) \text{ is too large}\} \\
 &\leq \mathbf{P}\{\text{too many } \uparrow\text{'s have crossed } Ct\} \\
 &\leq \mathbf{P}\{h_{Ct}(t) - h_{Ct}(t) \text{ is too large}(\lambda)\}.
 \end{aligned}$$

Centering $h_{Ct}(t) - h_{Ct}(t)$ brings in a second-order Taylor-expansion of $H(\rho)$. This is another point where concavity of the flux matters.

Optimize “too large(λ)” in λ , use Chebyshev’s inequality and relate $\mathbf{Var}(h_{Ct}(t))$ to $\mathbf{Var}(h_{Ct}(t))$.

The computations result in (remember $\mathbf{E}(Q(t)) = Ct$)

$$\mathbf{P}\{Q(t) - Ct \geq u\} \leq c \cdot \frac{t^2}{u^4} \cdot \mathbf{Var}(h_{Ct}(t)).$$

Upper bound

Theorem (B. - Seppäläinen; also ideas from B. Tóth, H. Spohn and M. Prähofer)

Started from (*almost*) equilibrium,

$$\mathbf{Var}(h_{Ct}(t)) = c \cdot \mathbf{E} | Q(t) - C \cdot t |$$

in the whole family of processes.

Upper bound

Theorem (B. - Seppäläinen; also ideas from B. Tóth, H. Spohn and M. Prähofer)

Started from (*almost*) equilibrium,

$$\mathbf{Var}(h_{Ct}(t)) = c \cdot \mathbf{E}|Q(t) - C \cdot t|$$

in the whole family of processes.

Hence proceed with

$$\begin{aligned} \mathbf{P}\{Q(t) - Ct \geq u\} &\leq c \cdot \frac{t^2}{u^4} \cdot \mathbf{Var}(h_{Ct}(t)) \\ &= c \cdot \frac{t^2}{u^4} \cdot \mathbf{E}|Q(t) - C \cdot t|. \end{aligned}$$

Upper bound

With

$$\tilde{Q}(t) := Q(t) - Ct \quad \text{and} \quad E := \mathbf{E}|\tilde{Q}(t)|,$$

we have (with a similar lower deviation bound)

$$\mathbf{P}\{|\tilde{Q}(t)| > u\} \leq c \cdot \frac{t^2}{u^4} \cdot E.$$

Upper bound

With

$$\tilde{Q}(t) := Q(t) - Ct \quad \text{and} \quad E := \mathbf{E}|\tilde{Q}(t)|,$$

we have (with a similar lower deviation bound)

$$\mathbf{P}\{|\tilde{Q}(t)| > u\} \leq c \cdot \frac{t^2}{u^4} \cdot E.$$

Claim: this already implies the $t^{2/3}$ upper bound:

Upper bound

We had $\mathbf{P}\{|\tilde{Q}(t)| > u\} \leq c \cdot \frac{t^2}{u^4} \cdot E.$

Upper bound

We had $\mathbf{P}\{|\tilde{Q}(t)| > u\} \leq c \cdot \frac{t^2}{u^4} \cdot E$.

$$E = \mathbf{E}|\tilde{Q}(t)| = \int_0^\infty \mathbf{P}\{|\tilde{Q}(t)| > u\} du$$

Upper bound

We had $\mathbf{P}\{|\tilde{\mathbf{Q}}(t)| > u\} \leq c \cdot \frac{t^2}{u^4} \cdot E$.

$$\begin{aligned} E = \mathbf{E}|\tilde{\mathbf{Q}}(t)| &= \int_0^\infty \mathbf{P}\{|\tilde{\mathbf{Q}}(t)| > u\} du \\ &= E \int_0^\infty \mathbf{P}\{|\tilde{\mathbf{Q}}(t)| > vE\} dv \end{aligned}$$

Upper bound

We had $\mathbf{P}\{|\tilde{Q}(t)| > u\} \leq c \cdot \frac{t^2}{u^4} \cdot E$.

$$\begin{aligned} E &= \mathbf{E}|\tilde{Q}(t)| = \int_0^\infty \mathbf{P}\{|\tilde{Q}(t)| > u\} du \\ &= E \int_0^\infty \mathbf{P}\{|\tilde{Q}(t)| > vE\} dv \\ &\leq E \int_{1/2}^\infty \mathbf{P}\{|\tilde{Q}(t)| > vE\} dv + \frac{1}{2}E \end{aligned}$$

Upper bound

We had $\mathbf{P}\{|\tilde{Q}(t)| > u\} \leq c \cdot \frac{t^2}{u^4} \cdot E$.

$$\begin{aligned} E &= \mathbf{E}|\tilde{Q}(t)| = \int_0^\infty \mathbf{P}\{|\tilde{Q}(t)| > u\} du \\ &= E \int_0^\infty \mathbf{P}\{|\tilde{Q}(t)| > vE\} dv \\ &\leq E \int_{1/2}^\infty \mathbf{P}\{|\tilde{Q}(t)| > vE\} dv + \frac{1}{2}E \\ &\leq c \cdot \frac{t^2}{E^2} + \frac{1}{2}E, \end{aligned}$$

that is, $E^3 \leq c \cdot t^2$.

Upper bound

We had $\mathbf{P}\{|\tilde{Q}(t)| > u\} \leq c \cdot \frac{t^2}{u^4} \cdot E$.

$$\begin{aligned}
 E &= \mathbf{E}|\tilde{Q}(t)| = \int_0^\infty \mathbf{P}\{|\tilde{Q}(t)| > u\} du \\
 &= E \int_0^\infty \mathbf{P}\{|\tilde{Q}(t)| > vE\} dv \\
 &\leq E \int_{1/2}^\infty \mathbf{P}\{|\tilde{Q}(t)| > vE\} dv + \frac{1}{2}E \\
 &\leq c \cdot \frac{t^2}{E^2} + \frac{1}{2}E,
 \end{aligned}$$

that is, $E^3 \leq c \cdot t^2$.

$$\begin{aligned}
 \mathbf{Var}(h_{Ct}(t)) &\stackrel{\text{Thm}}{=} \text{const.} \cdot \mathbf{E}|Q(t) - Ct| \\
 &= \text{const.} \cdot E \leq c \cdot t^{2/3}.
 \end{aligned}$$



Lower bound

In the upper bound, the relevant orders were

$$u \text{ (deviation of } Q(t)) \sim t^{2/3}, \quad \varrho - \lambda \sim t^{-1/3}.$$

The lower bound works with similar arguments: compare models of which the densities differ by $t^{-1/3}$, and use connections between $Q(t)$, $X(t)$ and heights.

Lower bound

In the upper bound, the relevant orders were

$$u \text{ (deviation of } Q(t)) \sim t^{2/3}, \quad \varrho - \lambda \sim t^{-1/3}.$$

The lower bound works with similar arguments: compare models of which the densities differ by $t^{-1/3}$, and use connections between $Q(t)$, $X(t)$ and heights.

The critical feature in both the upper bound and lower bound was microscopic convexity/concavity: $Q(t) \geq X(t)$ (convex) or $Q(t) \leq X(t)$ (concave).

Microscopic convexity/concavity

Model	$H(\varrho)$ is	Micro c.?	$t^{2/3}$ law

Microscopic convexity/concavity

Model	$H(\varrho)$ is	Micro c.?	$t^{2/3}$ law
TASEP			

Microscopic convexity/concavity

Model	$H(\rho)$ is	Micro c.?	$t^{2/3}$ law
TASEP	concave		

Microscopic convexity/concavity

Model	$H(\varrho)$ is	Micro c.?	$t^{2/3}$ law
TASEP	concave	$Q(t) \leq X(t)$	

Microscopic convexity/concavity

Model	$H(\rho)$ is	Micro c.?	$t^{2/3}$ law
TASEP	concave	$Q(t) \leq X(t)$	proved (B.-S.)

Microscopic convexity/concavity

Model	$H(\rho)$ is	Micro c.?	$t^{2/3}$ law
TASEP	concave	$Q(t) \leq X(t)$	proved (B.-S.)
ASEP			

Microscopic convexity/concavity

Model	$H(\rho)$ is	Micro c.?	$t^{2/3}$ law
TASEP	concave	$Q(t) \leq X(t)$	proved (B.-S.)
ASEP	concave		

Microscopic convexity/concavity

Model	$H(\rho)$ is	Micro c.?	$t^{2/3}$ law
TASEP	concave	$Q(t) \leq X(t)$	proved (B.-S.)
ASEP	concave	$Q(t) \leq X(t) + \text{Err}$	

Microscopic convexity/concavity

Model	$H(\rho)$ is	Micro c.?	$t^{2/3}$ law
TASEP	concave	$Q(t) \leq X(t)$	proved (B.-S.)
ASEP	concave	$Q(t) \leq X(t) + \text{Err}$	proved (B.-S.)

Microscopic convexity/concavity

Model	$H(\rho)$ is	Micro c.?	$t^{2/3}$ law
TASEP	concave	$Q(t) \leq X(t)$	proved (B.-S.)
ASEP	concave	$Q(t) \leq X(t) + \text{Err}$	proved (B.-S.)
rate 1 TAZRP			

Microscopic convexity/concavity

Model	$H(\rho)$ is	Micro c.?	$t^{2/3}$ law
TASEP	concave	$Q(t) \leq X(t)$	proved (B.-S.)
ASEP	concave	$Q(t) \leq X(t) + \text{Err}$	proved (B.-S.)
rate 1 TAZRP	concave		

Microscopic convexity/concavity

Model	$H(\rho)$ is	Micro c.?	$t^{2/3}$ law
TASEP	concave	$Q(t) \leq X(t)$	proved (B.-S.)
ASEP	concave	$Q(t) \leq X(t) + \text{Err}$	proved (B.-S.)
rate 1 TAZRP	concave	$Q(t) \leq X(t)$	

Microscopic convexity/concavity

Model	$H(\rho)$ is	Micro c.?	$t^{2/3}$ law
TASEP	concave	$Q(t) \leq X(t)$	proved (B.-S.)
ASEP	concave	$Q(t) \leq X(t) + \text{Err}$	proved (B.-S.)
rate 1 TAZRP	concave	$Q(t) \leq X(t)$	proved (B.-K.)

Microscopic convexity/concavity

Model	$H(\rho)$ is	Micro c.?	$t^{2/3}$ law
TASEP	concave	$Q(t) \leq X(t)$	proved (B.-S.)
ASEP	concave	$Q(t) \leq X(t) + \text{Err}$	proved (B.-S.)
rate 1 TAZRP	concave	$Q(t) \leq X(t)$	proved (B.-K.)
concave exp rate TAZRP			

Microscopic convexity/concavity

Model	$H(\rho)$ is	Micro c.?	$t^{2/3}$ law
TASEP	concave	$Q(t) \leq X(t)$	proved (B.-S.)
ASEP	concave	$Q(t) \leq X(t) + \text{Err}$	proved (B.-S.)
rate 1 TAZRP	concave	$Q(t) \leq X(t)$	proved (B.-K.)
concave exp rate TAZRP	concave		

Microscopic convexity/concavity

Model	$H(\rho)$ is	Micro c.?	$t^{2/3}$ law
TASEP	concave	$Q(t) \leq X(t)$	proved (B.-S.)
ASEP	concave	$Q(t) \leq X(t) + \text{Err}$	proved (B.-S.)
rate 1 TAZRP	concave	$Q(t) \leq X(t)$	proved (B.-K.)
concave exp rate TAZRP	concave	$Q(t) \leq X(t) + \text{Err}$	

Microscopic convexity/concavity

Model	$H(\rho)$ is	Micro c.?	$t^{2/3}$ law
TASEP	concave	$Q(t) \leq X(t)$	proved (B.-S.)
ASEP	concave	$Q(t) \leq X(t) + \text{Err}$	proved (B.-S.)
rate 1 TAZRP	concave	$Q(t) \leq X(t)$	proved (B.-K.)
concave exp rate TAZRP	concave	$Q(t) \leq X(t) + \text{Err}$	proved (B.-K.-S.)

Microscopic convexity/concavity

Model	$H(\rho)$ is	Micro c.?	$t^{2/3}$ law
TASEP	concave	$Q(t) \leq X(t)$	proved (B.-S.)
ASEP	concave	$Q(t) \leq X(t) + \text{Err}$	proved (B.-S.)
rate 1 TAZRP	concave	$Q(t) \leq X(t)$	proved (B.-K.)
concave exp rate TAZRP	concave	$Q(t) \leq X(t) + \text{Err}$	proved (B.-K.-S.)
convex exp rate TABLP			

Microscopic convexity/concavity

Model	$H(\rho)$ is	Micro c.?	$t^{2/3}$ law
TASEP	concave	$Q(t) \leq X(t)$	proved (B.-S.)
ASEP	concave	$Q(t) \leq X(t) + \text{Err}$	proved (B.-S.)
rate 1 TAZRP	concave	$Q(t) \leq X(t)$	proved (B.-K.)
concave exp rate TAZRP	concave	$Q(t) \leq X(t) + \text{Err}$	proved (B.-K.-S.)
convex exp rate TABLP	convex		

Microscopic convexity/concavity

Model	$H(\rho)$ is	Micro c.?	$t^{2/3}$ law
TASEP	concave	$Q(t) \leq X(t)$	proved (B.-S.)
ASEP	concave	$Q(t) \leq X(t) + \text{Err}$	proved (B.-S.)
rate 1 TAZRP	concave	$Q(t) \leq X(t)$	proved (B.-K.)
concave exp rate TAZRP	concave	$Q(t) \leq X(t) + \text{Err}$	proved (B.-K.-S.)
convex exp rate TABLP	convex	$Q(t) \geq X(t) - \text{Err}$	

Microscopic convexity/concavity

Model	$H(\rho)$ is	Micro c.?	$t^{2/3}$ law
TASEP	concave	$Q(t) \leq X(t)$	proved (B.-S.)
ASEP	concave	$Q(t) \leq X(t) + \text{Err}$	proved (B.-S.)
rate 1 TAZRP	concave	$Q(t) \leq X(t)$	proved (B.-K.)
concave exp rate TAZRP	concave	$Q(t) \leq X(t) + \text{Err}$	proved (B.-K.-S.)
convex exp rate TABLP	convex	$Q(t) \geq X(t) - \text{Err}$	proved (B.-K.-S.)

Microscopic convexity/concavity

Model	$H(\rho)$ is	Micro c.?	$t^{2/3}$ law
TASEP	concave	$Q(t) \leq X(t)$	proved (B.-S.)
ASEP	concave	$Q(t) \leq X(t) + \text{Err}$	proved (B.-S.)
rate 1 TAZRP	concave	$Q(t) \leq X(t)$	proved (B.-K.)
concave exp rate TAZRP	concave	$Q(t) \leq X(t) + \text{Err}$	proved (B.-K.-S.)
convex exp rate TABLP	convex	$Q(t) \geq X(t) - \text{Err}$	proved (B.-K.-S.)
less concave/convex rate (T)AZRP, (T)ABLP			

Microscopic convexity/concavity

Model	$H(\rho)$ is	Micro c.?	$t^{2/3}$ law
TASEP	concave	$Q(t) \leq X(t)$	proved (B.-S.)
ASEP	concave	$Q(t) \leq X(t) + \text{Err}$	proved (B.-S.)
rate 1 TAZRP	concave	$Q(t) \leq X(t)$	proved (B.-K.)
concave exp rate TAZRP	concave	$Q(t) \leq X(t) + \text{Err}$	proved (B.-K.-S.)
convex exp rate TABLP	convex	$Q(t) \geq X(t) - \text{Err}$	proved (B.-K.-S.)
less concave/convex rate (T)AZRP, (T)ABLP	concave/ convex		

Microscopic convexity/concavity

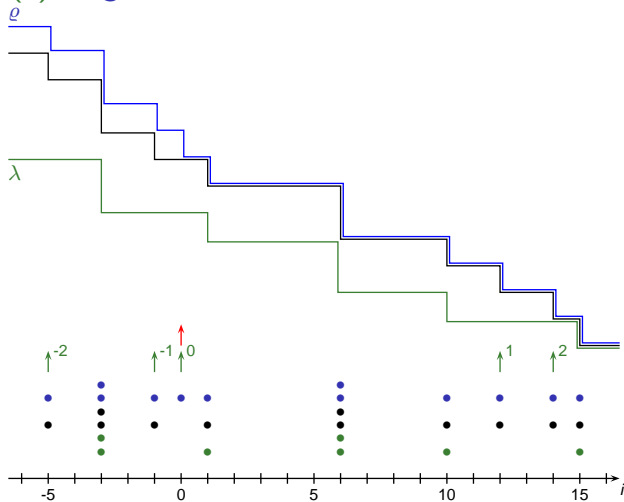
Model	$H(\rho)$ is	Micro c.?	$t^{2/3}$ law
TASEP	concave	$Q(t) \leq X(t)$	proved (B.-S.)
ASEP	concave	$Q(t) \leq X(t) + \text{Err}$	proved (B.-S.)
rate 1 TAZRP	concave	$Q(t) \leq X(t)$	proved (B.-K.)
concave exp rate TAZRP	concave	$Q(t) \leq X(t) + \text{Err}$	proved (B.-K.-S.)
convex exp rate TABLP	convex	$Q(t) \geq X(t) - \text{Err}$	proved (B.-K.-S.)
less concave/convex rate (T)AZRP, (T)ABLP	concave/ convex	??	

Microscopic convexity/concavity

Model	$H(\rho)$ is	Micro c.?	$t^{2/3}$ law
TASEP	concave	$Q(t) \leq X(t)$	proved (B.-S.)
ASEP	concave	$Q(t) \leq X(t) + \text{Err}$	proved (B.-S.)
rate 1 TAZRP	concave	$Q(t) \leq X(t)$	proved (B.-K.)
concave exp rate TAZRP	concave	$Q(t) \leq X(t) + \text{Err}$	proved (B.-K.-S.)
convex exp rate TABLP	convex	$Q(t) \geq X(t) - \text{Err}$	proved (B.-K.-S.)
less concave/convex rate (T)AZRP, (T)ABLP	concave/ convex	??	??

The critical feature: microscopic concavity

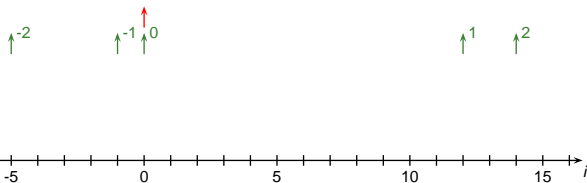
$$Q(t) \leq X(t) + \text{tight error}$$



Goal: to understand $Q(t)$ on the background process of the \uparrow 's.

The critical feature: microscopic concavity

$$Q(t) \leq X(t) + \text{tight error}$$



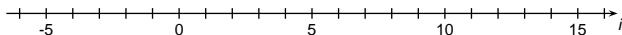
Goal: to understand $Q(t)$ on the background process of the \uparrow 's.

The critical feature: microscopic concavity

$$Q(t) \leq X(t) + \text{tight error}$$

$$m_Q(t) = [\text{the label of } \uparrow \text{ at } Q(t)] = 0$$

$$m_Q(t) \leq 0 \Rightarrow Q(t) \leq X(t).$$



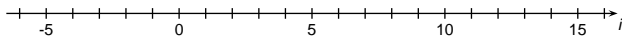
Goal: to understand $Q(t)$ on the background process of the \uparrow 's.

The critical feature: microscopic concavity

$$Q(t) \leq X(t) + \text{tight error}$$

$$m_Q(t) = [\text{the label of } \uparrow \text{ at } Q(t)] = 0$$

$$m_Q(t) \leq 0 \Rightarrow Q(t) \leq X(t).$$



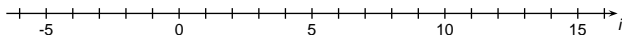

Goal: to understand $Q(t)$ on the background process of the \uparrow 's.

The critical feature: microscopic concavity

$$Q(t) \leq X(t) + \text{tight error}$$

$$m_Q(t) = [\text{the label of } \uparrow \text{ at } Q(t)] = 0$$

$$m_Q(t) \leq 0 \Rightarrow Q(t) \leq X(t).$$



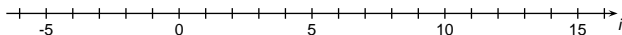
Goal: to understand $Q(t)$ on the background process of the \uparrow 's.

The critical feature: microscopic concavity

$$Q(t) \leq X(t) + \text{tight error}$$

$$m_Q(t) = [\text{the label of } \uparrow \text{ at } Q(t)] = 0$$

$$m_Q(t) \leq 0 \Rightarrow Q(t) \leq X(t).$$



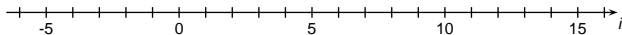
Goal: to understand $Q(t)$ on the background process of the \uparrow 's.

The critical feature: microscopic concavity

$$Q(t) \leq X(t) + \text{tight error}$$

$$m_Q(t) = [\text{the label of } \uparrow \text{ at } Q(t)] = 0$$

$$m_Q(t) \leq 0 \Rightarrow Q(t) \leq X(t).$$



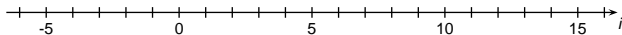
Goal: to understand $Q(t)$ on the background process of the \uparrow 's.

The critical feature: microscopic concavity

$$Q(t) \leq X(t) + \text{tight error}$$

$$m_Q(t) = [\text{the label of } \uparrow \text{ at } Q(t)] = 0$$

$$m_Q(t) \leq 0 \Rightarrow Q(t) \leq X(t).$$



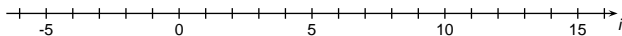
Goal: to understand $Q(t)$ on the background process of the \uparrow 's.

The critical feature: microscopic concavity

$$Q(t) \leq X(t) + \text{tight error}$$

$$m_Q(t) = [\text{the label of } \uparrow \text{ at } Q(t)] = 0$$

$$m_Q(t) \leq 0 \Rightarrow Q(t) \leq X(t).$$



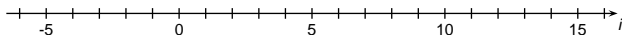
Goal: to understand $Q(t)$ on the background process of the \uparrow 's.

The critical feature: microscopic concavity

$$Q(t) \leq X(t) + \text{tight error}$$

$$m_Q(t) = [\text{the label of } \uparrow \text{ at } Q(t)] = 0$$

$$m_Q(t) \leq 0 \Rightarrow Q(t) \leq X(t).$$



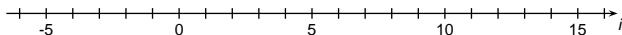
Goal: to understand $Q(t)$ on the background process of the \uparrow 's.

The critical feature: microscopic concavity

$$Q(t) \leq X(t) + \text{tight error}$$

$$m_Q(t) = [\text{the label of } \uparrow \text{ at } Q(t)] = 0$$

$$m_Q(t) \leq 0 \Rightarrow Q(t) \leq X(t).$$



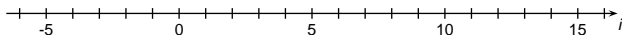
Goal: to understand $Q(t)$ on the background process of the \uparrow 's.

The critical feature: microscopic concavity

$$Q(t) \leq X(t) + \text{tight error}$$

$$m_Q(t) = [\text{the label of } \uparrow \text{ at } Q(t)] = 0$$

$$m_Q(t) \leq 0 \Rightarrow Q(t) \leq X(t).$$



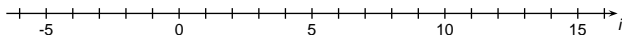
Goal: to understand $Q(t)$ on the background process of the \uparrow 's.

The critical feature: microscopic concavity

$$Q(t) \leq X(t) + \text{tight error}$$

$$m_Q(t) = [\text{the label of } \uparrow \text{ at } Q(t)] = 0$$

$$m_Q(t) \leq 0 \Rightarrow Q(t) \leq X(t).$$



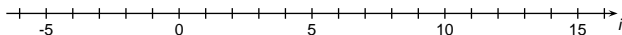
Goal: to understand $Q(t)$ on the background process of the \uparrow 's.

The critical feature: microscopic concavity

$$Q(t) \leq X(t) + \text{tight error}$$

$$m_Q(t) = [\text{the label of } \uparrow \text{ at } Q(t)] = 0$$

$$m_Q(t) \leq 0 \Rightarrow Q(t) \leq X(t).$$



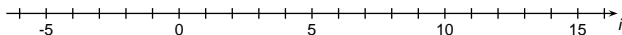
Goal: to understand $Q(t)$ on the background process of the \uparrow 's.

The critical feature: microscopic concavity

$$Q(t) \leq X(t) + \text{tight error}$$

$$m_Q(t) = [\text{the label of } \uparrow \text{ at } Q(t)] = 0$$

$$m_Q(t) \leq 0 \Rightarrow Q(t) \leq X(t).$$



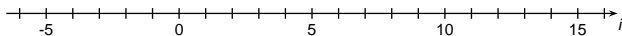
Goal: to understand $Q(t)$ on the background process of the \uparrow 's.

The critical feature: microscopic concavity

$$Q(t) \leq X(t) + \text{tight error}$$

$$m_Q(t) = [\text{the label of } \uparrow \text{ at } Q(t)] = 0$$

$$m_Q(t) \leq 0 \Rightarrow Q(t) \leq X(t).$$



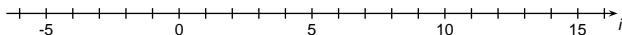

Goal: to understand $Q(t)$ on the background process of the \uparrow 's.

The critical feature: microscopic concavity

$$Q(t) \leq X(t) + \text{tight error}$$

$$m_Q(t) = [\text{the label of } \uparrow \text{ at } Q(t)] = 0$$

$$m_Q(t) \leq 0 \Rightarrow Q(t) \leq X(t).$$



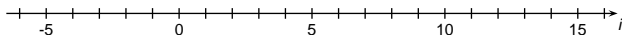
Goal: to understand $Q(t)$ on the background process of the \uparrow 's.

The critical feature: microscopic concavity

$$Q(t) \leq X(t) + \text{tight error}$$

$$m_Q(t) = [\text{the label of } \uparrow \text{ at } Q(t)] = 0$$

$$m_Q(t) \leq 0 \Rightarrow Q(t) \leq X(t).$$



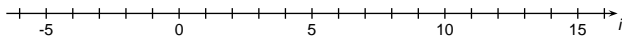
Goal: to understand $Q(t)$ on the background process of the \uparrow 's.

The critical feature: microscopic concavity

$$Q(t) \leq X(t) + \text{tight error}$$

$$m_Q(t) = [\text{the label of } \uparrow \text{ at } Q(t)] = 0$$

$$m_Q(t) \leq 0 \Rightarrow Q(t) \leq X(t).$$



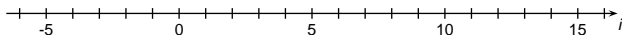

Goal: to understand $Q(t)$ on the background process of the \uparrow 's.

The critical feature: microscopic concavity

$$Q(t) \leq X(t) + \text{tight error}$$

$$m_Q(t) = [\text{the label of } \uparrow \text{ at } Q(t)] = 0$$

$$m_Q(t) \leq 0 \Rightarrow Q(t) \leq X(t).$$



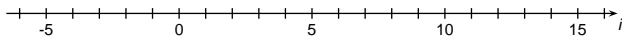
Goal: to understand $Q(t)$ on the background process of the \uparrow 's.

The critical feature: microscopic concavity

$$Q(t) \leq X(t) + \text{tight error}$$

$$m_Q(t) = [\text{the label of } \uparrow \text{ at } Q(t)] = 0$$

$$m_Q(t) \leq 0 \Rightarrow Q(t) \leq X(t).$$



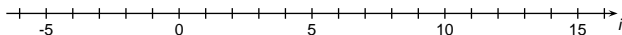
Goal: to understand $Q(t)$ on the background process of the \uparrow 's.

The critical feature: microscopic concavity

$$Q(t) \leq X(t) + \text{tight error}$$

$$m_Q(t) = [\text{the label of } \uparrow \text{ at } Q(t)] = 0$$

$$m_Q(t) \leq 0 \Rightarrow Q(t) \leq X(t).$$



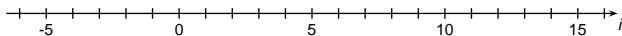
Goal: to understand $Q(t)$ on the background process of the \uparrow 's.

The critical feature: microscopic concavity

$$Q(t) \leq X(t) + \text{tight error}$$

$$m_Q(t) = [\text{the label of } \uparrow \text{ at } Q(t)] = 0$$

$$m_Q(t) \leq 0 \Rightarrow Q(t) \leq X(t).$$



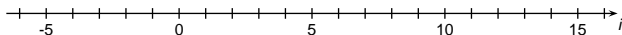
Goal: to understand $Q(t)$ on the background process of the \uparrow 's.

The critical feature: microscopic concavity

$$Q(t) \leq X(t) + \text{tight error}$$

$$m_Q(t) = [\text{the label of } \uparrow \text{ at } Q(t)] = 0$$

$$m_Q(t) \leq 0 \Rightarrow Q(t) \leq X(t).$$



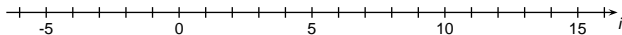
Goal: to understand $Q(t)$ on the background process of the \uparrow 's.

The critical feature: microscopic concavity

$$Q(t) \leq X(t) + \text{tight error}$$

$$m_Q(t) = [\text{the label of } \uparrow \text{ at } Q(t)] = 0$$

$$m_Q(t) \leq 0 \Rightarrow Q(t) \leq X(t).$$



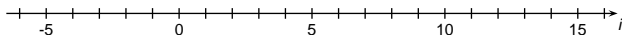
Goal: to understand $Q(t)$ on the background process of the \uparrow 's.

The critical feature: microscopic concavity

$$Q(t) \leq X(t) + \text{tight error}$$

$$m_Q(t) = [\text{the label of } \uparrow \text{ at } Q(t)] = 0$$

$$m_Q(t) \leq 0 \Rightarrow Q(t) \leq X(t).$$



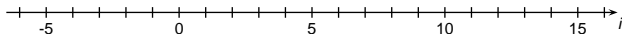
Goal: to understand $Q(t)$ on the background process of the \uparrow 's.

The critical feature: microscopic concavity

$$Q(t) \leq X(t) + \text{tight error}$$

$$m_Q(t) = [\text{the label of } \uparrow \text{ at } Q(t)] = 0$$

$$m_Q(t) \leq 0 \Rightarrow Q(t) \leq X(t).$$



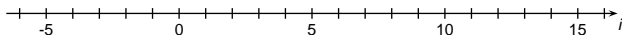
Goal: to understand $Q(t)$ on the background process of the \uparrow 's.

The critical feature: microscopic concavity

$$Q(t) \leq X(t) + \text{tight error}$$

$$m_Q(t) = [\text{the label of } \uparrow \text{ at } Q(t)] = 0$$

$$m_Q(t) \leq 0 \Rightarrow Q(t) \leq X(t).$$



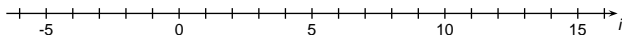
Goal: to understand $Q(t)$ on the background process of the \uparrow 's.

The critical feature: microscopic concavity

$$Q(t) \leq X(t) + \text{tight error}$$

$$m_Q(t) = [\text{the label of } \uparrow \text{ at } Q(t)] = 0$$

$$m_Q(t) \leq 0 \Rightarrow Q(t) \leq X(t).$$



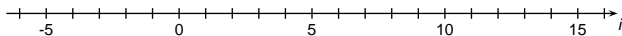

Goal: to understand $Q(t)$ on the background process of the \uparrow 's.

The critical feature: microscopic concavity

$$Q(t) \leq X(t) + \text{tight error}$$

$$m_Q(t) = [\text{the label of } \uparrow \text{ at } Q(t)] = 0$$

$$m_Q(t) \leq 0 \Rightarrow Q(t) \leq X(t).$$



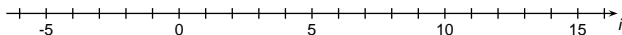
Goal: to understand $Q(t)$ on the background process of the \uparrow 's.

The critical feature: microscopic concavity

$$Q(t) \leq X(t) + \text{tight error}$$

$$m_Q(t) = [\text{the label of } \uparrow \text{ at } Q(t)] = 0$$

$$m_Q(t) \leq 0 \Rightarrow Q(t) \leq X(t).$$



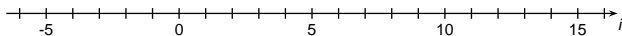
Goal: to understand $Q(t)$ on the background process of the \uparrow 's.

The critical feature: microscopic concavity

$$Q(t) \leq X(t) + \text{tight error}$$

$$m_Q(t) = [\text{the label of } \uparrow \text{ at } Q(t)] = 0$$

$$m_Q(t) \leq 0 \Rightarrow Q(t) \leq X(t).$$



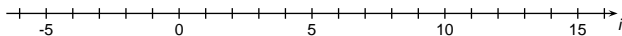
Goal: to understand $Q(t)$ on the background process of the \uparrow 's.

The critical feature: microscopic concavity

$$Q(t) \leq X(t) + \text{tight error}$$

$$m_Q(t) = [\text{the label of } \uparrow \text{ at } Q(t)] = 0$$

$$m_Q(t) \leq 0 \Rightarrow Q(t) \leq X(t).$$



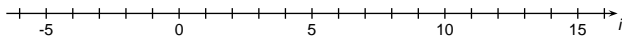
Goal: to understand $Q(t)$ on the background process of the \uparrow 's.

The critical feature: microscopic concavity

$$Q(t) \leq X(t) + \text{tight error}$$

$$m_Q(t) = [\text{the label of } \uparrow \text{ at } Q(t)] = 0$$

$$m_Q(t) \leq 0 \Rightarrow Q(t) \leq X(t).$$



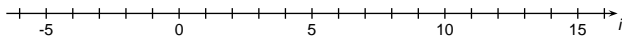
Goal: to understand $Q(t)$ on the background process of the \uparrow 's.

The critical feature: microscopic concavity

$$Q(t) \leq X(t) + \text{tight error}$$

$$m_Q(t) = [\text{the label of } \uparrow \text{ at } Q(t)] = 0$$

$$m_Q(t) \leq 0 \Rightarrow Q(t) \leq X(t).$$



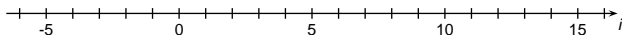
Goal: to understand $Q(t)$ on the background process of the \uparrow 's.

The critical feature: microscopic concavity

$$Q(t) \leq X(t) + \text{tight error}$$

$$m_Q(t) = [\text{the label of } \uparrow \text{ at } Q(t)] = 0$$

$$m_Q(t) \leq 0 \Rightarrow Q(t) \leq X(t).$$



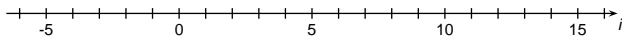
Goal: to understand $Q(t)$ on the background process of the \uparrow 's.

The critical feature: microscopic concavity

$$Q(t) \leq X(t) + \text{tight error}$$

$$m_Q(t) = [\text{the label of } \uparrow \text{ at } Q(t)] = 0$$

$$m_Q(t) \leq 0 \Rightarrow Q(t) \leq X(t).$$



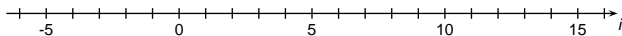
Goal: to understand $Q(t)$ on the background process of the \uparrow 's.

The critical feature: microscopic concavity

$$Q(t) \leq X(t) + \text{tight error}$$

$$m_Q(t) = [\text{the label of } \uparrow \text{ at } Q(t)] = 0$$

$$m_Q(t) \leq 0 \Rightarrow Q(t) \leq X(t).$$



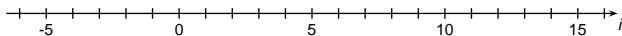
Goal: to understand $Q(t)$ on the background process of the \uparrow 's.

The critical feature: microscopic concavity

$$Q(t) \leq X(t) + \text{tight error}$$

$$m_Q(t) = [\text{the label of } \uparrow \text{ at } Q(t)] = 0$$

$$m_Q(t) \leq 0 \Rightarrow Q(t) \leq X(t).$$



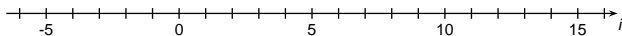
Goal: to understand $Q(t)$ on the background process of the \uparrow 's.

The critical feature: microscopic concavity

$$Q(t) \leq X(t) + \text{tight error}$$

$$m_Q(t) = [\text{the label of } \uparrow \text{ at } Q(t)] = 0$$

$$m_Q(t) \leq 0 \Rightarrow Q(t) \leq X(t).$$



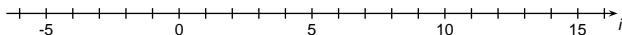
Goal: to understand $Q(t)$ on the background process of the \uparrow 's.

The critical feature: microscopic concavity

$$Q(t) \leq X(t) + \text{tight error}$$

$$m_Q(t) = [\text{the label of } \uparrow \text{ at } Q(t)] = 0$$

$$m_Q(t) \leq 0 \Rightarrow Q(t) \leq X(t).$$



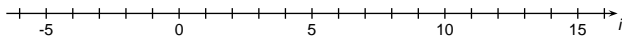
Goal: to understand $Q(t)$ on the background process of the \uparrow 's.

The critical feature: microscopic concavity

$$Q(t) \leq X(t) + \text{tight error}$$

$$m_Q(t) = [\text{the label of } \uparrow \text{ at } Q(t)] = 0$$

$$m_Q(t) \leq 0 \Rightarrow Q(t) \leq X(t).$$



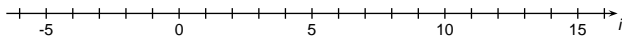

Goal: to understand $Q(t)$ on the background process of the \uparrow 's.

The critical feature: microscopic concavity

$$Q(t) \leq X(t) + \text{tight error}$$

$$m_Q(t) = [\text{the label of } \uparrow \text{ at } Q(t)] = 0$$

$$m_Q(t) \leq 0 \Rightarrow Q(t) \leq X(t).$$



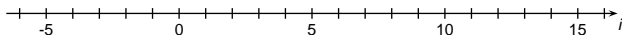
Goal: to understand $Q(t)$ on the background process of the \uparrow 's.

The critical feature: microscopic concavity

$$Q(t) \leq X(t) + \text{tight error}$$

$$m_Q(t) = [\text{the label of } \uparrow \text{ at } Q(t)] = 0$$

$$m_Q(t) \leq 0 \Rightarrow Q(t) \leq X(t).$$



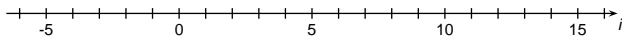
Goal: to understand $Q(t)$ on the background process of the \uparrow 's.

The critical feature: microscopic concavity

$$Q(t) \leq X(t) + \text{tight error}$$

$$m_Q(t) = [\text{the label of } \uparrow \text{ at } Q(t)] = 0$$

$$m_Q(t) \leq 0 \Rightarrow Q(t) \leq X(t).$$



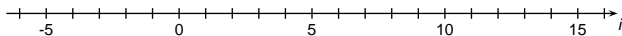

Goal: to understand $Q(t)$ on the background process of the \uparrow 's.

The critical feature: microscopic concavity

$$Q(t) \leq X(t) + \text{tight error}$$

$$m_Q(t) = [\text{the label of } \uparrow \text{ at } Q(t)] = 0$$

$$m_Q(t) \leq 0 \Rightarrow Q(t) \leq X(t).$$



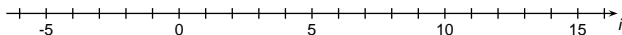
Goal: to understand $Q(t)$ on the background process of the \uparrow 's.

The critical feature: microscopic concavity

$$Q(t) \leq X(t) + \text{tight error}$$

$$m_Q(t) = [\text{the label of } \uparrow \text{ at } Q(t)] = 0$$

$$m_Q(t) \leq 0 \Rightarrow Q(t) \leq X(t).$$



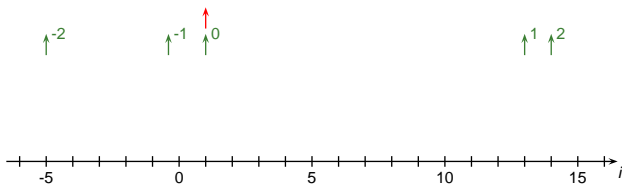
Goal: to understand $Q(t)$ on the background process of the \uparrow 's.

The critical feature: microscopic concavity

$$Q(t) \leq X(t) + \text{tight error}$$

$$m_Q(t) = [\text{the label of } \uparrow \text{ at } Q(t)] = 0$$

$$m_Q(t) \leq 0 \Rightarrow Q(t) \leq X(t).$$



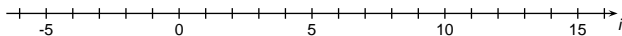
Goal: to understand $Q(t)$ on the background process of the \uparrow 's.

The critical feature: microscopic concavity

$$Q(t) \leq X(t) + \text{tight error}$$

$$m_Q(t) = [\text{the label of } \uparrow \text{ at } Q(t)] = 0$$

$$m_Q(t) \leq 0 \Rightarrow Q(t) \leq X(t).$$



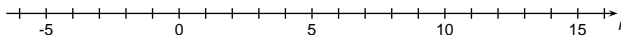
Goal: to understand $Q(t)$ on the background process of the \uparrow 's.

The critical feature: microscopic concavity

$$Q(t) \leq X(t) + \text{tight error}$$

$$m_Q(t) = [\text{the label of } \uparrow \text{ at } Q(t)] = 0$$

$$m_Q(t) \leq 0 \Rightarrow Q(t) \leq X(t).$$



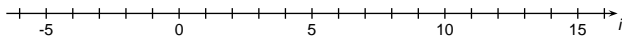
Goal: to understand $Q(t)$ on the background process of the \uparrow 's.

The critical feature: microscopic concavity

$$Q(t) \leq X(t) + \text{tight error}$$

$$m_Q(t) = [\text{the label of } \uparrow \text{ at } Q(t)] = 0$$

$$m_Q(t) \leq 0 \Rightarrow Q(t) \leq X(t).$$



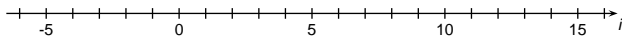
Goal: to understand $Q(t)$ on the background process of the \uparrow 's.

The critical feature: microscopic concavity

$$Q(t) \leq X(t) + \text{tight error}$$

$$m_Q(t) = [\text{the label of } \uparrow \text{ at } Q(t)] = 0$$

$$m_Q(t) \leq 0 \Rightarrow Q(t) \leq X(t).$$



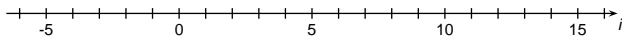
Goal: to understand $Q(t)$ on the background process of the \uparrow 's.

The critical feature: microscopic concavity

$$Q(t) \leq X(t) + \text{tight error}$$

$$m_Q(t) = [\text{the label of } \uparrow \text{ at } Q(t)] = 0$$

$$m_Q(t) \leq 0 \Rightarrow Q(t) \leq X(t).$$



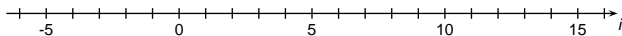
Goal: to understand $Q(t)$ on the background process of the \uparrow 's.

The critical feature: microscopic concavity

$$Q(t) \leq X(t) + \text{tight error}$$

$$m_Q(t) = [\text{the label of } \uparrow \text{ at } Q(t)] = 0.1$$

$$m_Q(t) \leq 0 \Rightarrow Q(t) \leq X(t).$$



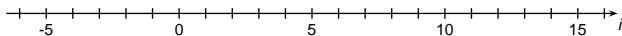

Goal: to understand $Q(t)$ on the background process of the \uparrow 's.

The critical feature: microscopic concavity

$$Q(t) \leq X(t) + \text{tight error}$$

$$m_Q(t) = [\text{the label of } \uparrow \text{ at } Q(t)] = 0.1$$

$$m_Q(t) \leq 0 \Rightarrow Q(t) \leq X(t).$$



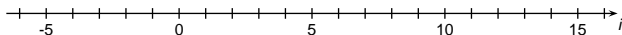
Goal: to understand $Q(t)$ on the background process of the \uparrow 's.

The critical feature: microscopic concavity

$$Q(t) \leq X(t) + \text{tight error}$$

$$m_Q(t) = [\text{the label of } \uparrow \text{ at } Q(t)] = \theta - 1$$

$$m_Q(t) \leq 0 \Rightarrow Q(t) \leq X(t).$$



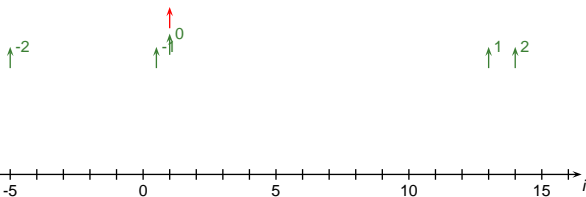
Goal: to understand $Q(t)$ on the background process of the \uparrow 's.

The critical feature: microscopic concavity

$$Q(t) \leq X(t) + \text{tight error}$$

$$m_Q(t) = [\text{the label of } \uparrow \text{ at } Q(t)] = \theta - 1$$

$$m_Q(t) \leq 0 \Rightarrow Q(t) \leq X(t).$$



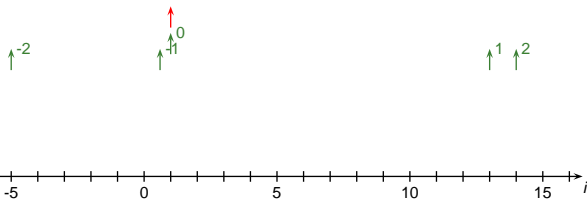
Goal: to understand $Q(t)$ on the background process of the \uparrow 's.

The critical feature: microscopic concavity

$$Q(t) \leq X(t) + \text{tight error}$$

$$m_Q(t) = [\text{the label of } \uparrow \text{ at } Q(t)] = \theta - 1$$

$$m_Q(t) \leq 0 \Rightarrow Q(t) \leq X(t).$$



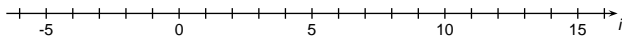

Goal: to understand $Q(t)$ on the background process of the \uparrow 's.

The critical feature: microscopic concavity

$$Q(t) \leq X(t) + \text{tight error}$$

$$m_Q(t) = [\text{the label of } \uparrow \text{ at } Q(t)] = \theta - 1$$

$$m_Q(t) \leq 0 \Rightarrow Q(t) \leq X(t).$$



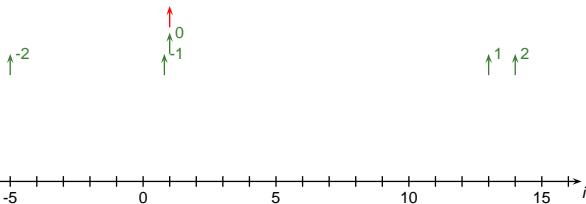
Goal: to understand $Q(t)$ on the background process of the \uparrow 's.

The critical feature: microscopic concavity

$$Q(t) \leq X(t) + \text{tight error}$$

$$m_Q(t) = [\text{the label of } \uparrow \text{ at } Q(t)] = \theta - 1$$

$$m_Q(t) \leq 0 \Rightarrow Q(t) \leq X(t).$$



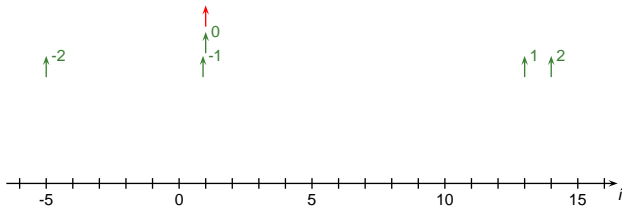
Goal: to understand $Q(t)$ on the background process of the \uparrow 's.

The critical feature: microscopic concavity

$$Q(t) \leq X(t) + \text{tight error}$$

$$m_Q(t) = [\text{the label of } \uparrow \text{ at } Q(t)] = \theta - 1$$

$$m_Q(t) \leq 0 \Rightarrow Q(t) \leq X(t).$$



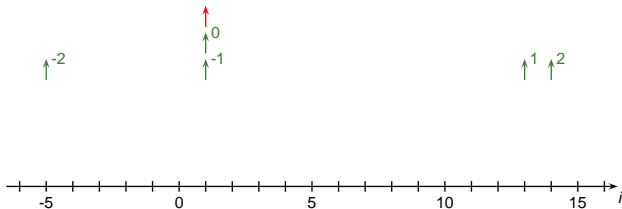
Goal: to understand $Q(t)$ on the background process of the \uparrow 's.

The critical feature: microscopic concavity

$$Q(t) \leq X(t) + \text{tight error}$$

$$m_Q(t) = [\text{the label of } \uparrow \text{ at } Q(t)] = \theta - 1$$

$$m_Q(t) \leq 0 \Rightarrow Q(t) \leq X(t).$$



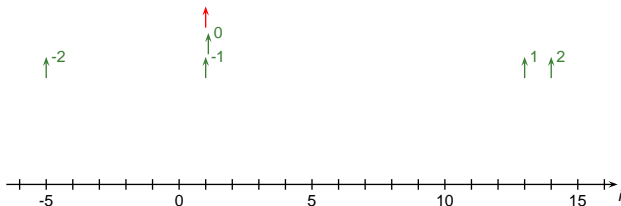
Goal: to understand $Q(t)$ on the background process of the \uparrow 's.

The critical feature: microscopic concavity

$$Q(t) \leq X(t) + \text{tight error}$$

$$m_Q(t) = [\text{the label of } \uparrow \text{ at } Q(t)] = \theta - 1$$

$$m_Q(t) \leq 0 \Rightarrow Q(t) \leq X(t).$$



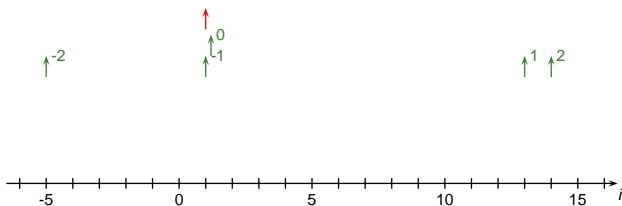
Goal: to understand $Q(t)$ on the background process of the \uparrow 's.

The critical feature: microscopic concavity

$$Q(t) \leq X(t) + \text{tight error}$$

$$m_Q(t) = [\text{the label of } \uparrow \text{ at } Q(t)] = \theta - 1$$

$$m_Q(t) \leq 0 \Rightarrow Q(t) \leq X(t).$$



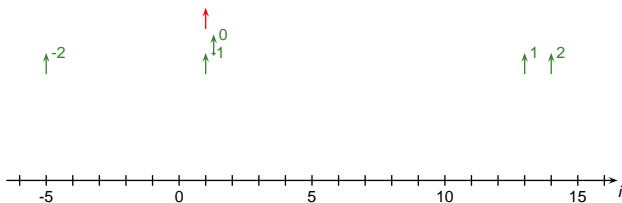
Goal: to understand $Q(t)$ on the background process of the \uparrow 's.

The critical feature: microscopic concavity

$$Q(t) \leq X(t) + \text{tight error}$$

$$m_Q(t) = [\text{the label of } \uparrow \text{ at } Q(t)] = \theta - 1$$

$$m_Q(t) \leq 0 \Rightarrow Q(t) \leq X(t).$$



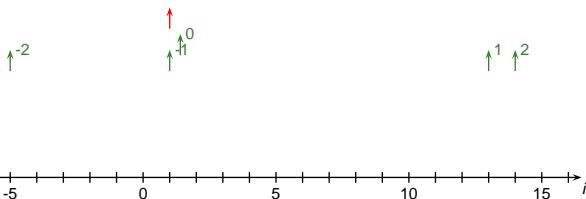
Goal: to understand $Q(t)$ on the background process of the \uparrow 's.

The critical feature: microscopic concavity

$$Q(t) \leq X(t) + \text{tight error}$$

$$m_Q(t) = [\text{the label of } \uparrow \text{ at } Q(t)] = \theta - 1$$

$$m_Q(t) \leq 0 \Rightarrow Q(t) \leq X(t).$$



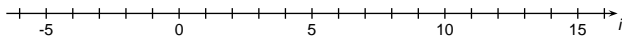
Goal: to understand $Q(t)$ on the background process of the \uparrow 's.

The critical feature: microscopic concavity

$$Q(t) \leq X(t) + \text{tight error}$$

$$m_Q(t) = [\text{the label of } \uparrow \text{ at } Q(t)] = \theta - 1$$

$$m_Q(t) \leq 0 \Rightarrow Q(t) \leq X(t).$$



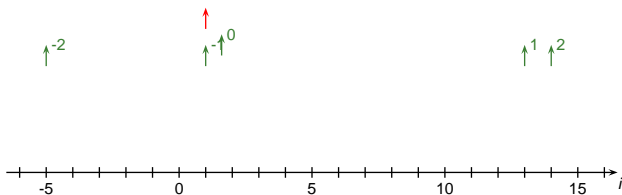
Goal: to understand $Q(t)$ on the background process of the \uparrow 's.

The critical feature: microscopic concavity

$$Q(t) \leq X(t) + \text{tight error}$$

$$m_Q(t) = [\text{the label of } \uparrow \text{ at } Q(t)] = \theta - 1$$

$$m_Q(t) \leq 0 \Rightarrow Q(t) \leq X(t).$$



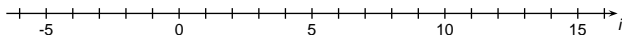
Goal: to understand $Q(t)$ on the background process of the \uparrow 's.

The critical feature: microscopic concavity

$$Q(t) \leq X(t) + \text{tight error}$$

$$m_Q(t) = [\text{the label of } \uparrow \text{ at } Q(t)] = \theta - 1$$

$$m_Q(t) \leq 0 \Rightarrow Q(t) \leq X(t).$$



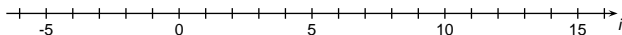
Goal: to understand $Q(t)$ on the background process of the \uparrow 's.

The critical feature: microscopic concavity

$$Q(t) \leq X(t) + \text{tight error}$$

$$m_Q(t) = [\text{the label of } \uparrow \text{ at } Q(t)] = \ominus 1$$

$$m_Q(t) \leq 0 \Rightarrow Q(t) \leq X(t).$$



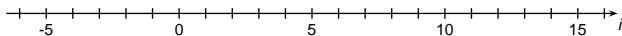
Goal: to understand $Q(t)$ on the background process of the \uparrow 's.

The critical feature: microscopic concavity

$$Q(t) \leq X(t) + \text{tight error}$$

$$m_Q(t) = [\text{the label of } \uparrow \text{ at } Q(t)] = -1$$

$$m_Q(t) \leq 0 \Rightarrow Q(t) \leq X(t).$$



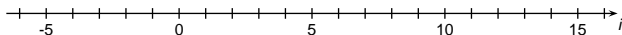
Goal: to understand $Q(t)$ on the background process of the \uparrow 's.

The critical feature: microscopic concavity

$$Q(t) \leq X(t) + \text{tight error}$$

$$m_Q(t) = [\text{the label of } \uparrow \text{ at } Q(t)] = -1$$

$$m_Q(t) \leq 0 \Rightarrow Q(t) \leq X(t).$$



Goal: to understand $Q(t)$ on the background process of the \uparrow 's.

The critical feature: microscopic concavity

$$Q(t) \leq X(t) + \text{tight error}$$

This process $m_Q(t)$ is influenced by the background, and is pretty complicated in general.

The critical feature: microscopic concavity

$$Q(t) \leq X(t) + \text{tight error}$$

This process $m_Q(t)$ is influenced by the background, and is pretty complicated in general.

In the cases we succeeded so far, $m_Q(t)$ behaved nicely:

The critical feature: microscopic concavity

$$Q(t) \leq X(t) + \text{tight error}$$

This process $m_Q(t)$ is influenced by the background, and is pretty complicated in general.

In the cases we succeeded so far, $m_Q(t)$ behaved nicely:

- ▶ Either $m_Q(t) \leq 0$ a.s. (TASEP, Rate 1 TAZRP);
deterministically adorable!

The critical feature: microscopic concavity

$$Q(t) \leq X(t) + \text{tight error}$$

This process $m_Q(t)$ is influenced by the background, and is pretty complicated in general.

In the cases we succeeded so far, $m_Q(t)$ behaved nicely:

- ▶ Either $m_Q(t) \leq 0$ a.s. (TASEP, Rate 1 TAZRP);
deterministically adorable!
- ▶ Or $m_Q(t) \stackrel{d}{\leq}$ Geometric (ASEP, concave exponential rate TAZRP, $\stackrel{d}{\geq}$ -Geometric for convex exponential rate TABLP);
behaves like a drifted simple random walk.

The critical feature: microscopic concavity

$$Q(t) \leq X(t) + \text{tight error}$$

This process $m_Q(t)$ is influenced by the background, and is pretty complicated in general.

In the cases we succeeded so far, $m_Q(t)$ behaved nicely:

- ▶ Either $m_Q(t) \leq 0$ a.s. (TASEP, Rate 1 TAZRP);
deterministically adorable!
- ▶ Or $m_Q(t) \stackrel{d}{\leq}$ Geometric (ASEP, concave exponential rate TAZRP, $\stackrel{d}{\geq}$ -Geometric for convex exponential rate TABLP);
behaves like a drifted simple random walk.

This is the form of microscopic concavity we currently use:
 $m_Q(t)$ is dominated by a time-independent distribution with finite variance.

The critical feature: microscopic concavity

The exponentially convex/concave rates make it possible to separate the drift of $m_Q(t)$ from the background process: the drift has a uniform lower bound for all background configurations.

The critical feature: microscopic concavity

The exponentially convex/concave rates make it possible to separate the drift of $m_Q(t)$ from the background process: the drift has a uniform lower bound for all background configurations. Drifted random walk only wants to cross the origin occasionally, hence the geometric bound.

The critical feature: microscopic concavity

The exponentially convex/concave rates make it possible to separate the drift of $m_Q(t)$ from the background process: the drift has a uniform lower bound for all background configurations. Drifted random walk only wants to cross the origin occasionally, hence the geometric bound.

If we drop “exponentially”, we lose the uniform bound. Then $m_Q(t)$ starts behaving like a diffusion.

The critical feature: microscopic concavity

The exponentially convex/concave rates make it possible to separate the drift of $m_Q(t)$ from the background process: the drift has a uniform lower bound for all background configurations. Drifted random walk only wants to cross the origin occasionally, hence the geometric bound.

If we drop “exponentially”, we lose the uniform bound. Then $m_Q(t)$ starts behaving like a diffusion. Diffusion in the random environment of second class particles!

The critical feature: microscopic concavity

The exponentially convex/concave rates make it possible to separate the drift of $m_Q(t)$ from the background process: the drift has a uniform lower bound for all background configurations. Drifted random walk only wants to cross the origin occasionally, hence the geometric bound.

If we drop “exponentially”, we lose the uniform bound. Then $m_Q(t)$ starts behaving like a diffusion. Diffusion in the random environment of second class particles!

We don't yet see the techniques to bound this diffusion in the order of magnitude our arguments would require.

The critical feature: microscopic concavity

The exponentially convex/concave rates make it possible to separate the drift of $m_Q(t)$ from the background process: the drift has a uniform lower bound for all background configurations. Drifted random walk only wants to cross the origin occasionally, hence the geometric bound.

If we drop “exponentially”, we lose the uniform bound. Then $m_Q(t)$ starts behaving like a diffusion. Diffusion in the random environment of second class particles!

We don't yet see the techniques to bound this diffusion in the order of magnitude our arguments would require.

Once this is done, we could proceed with less and less convex/concave models to see how $t^{1/3}$ scaling turns to $t^{1/4}$ for linear models (random average process, linear rate AZRP)...

Thank you.